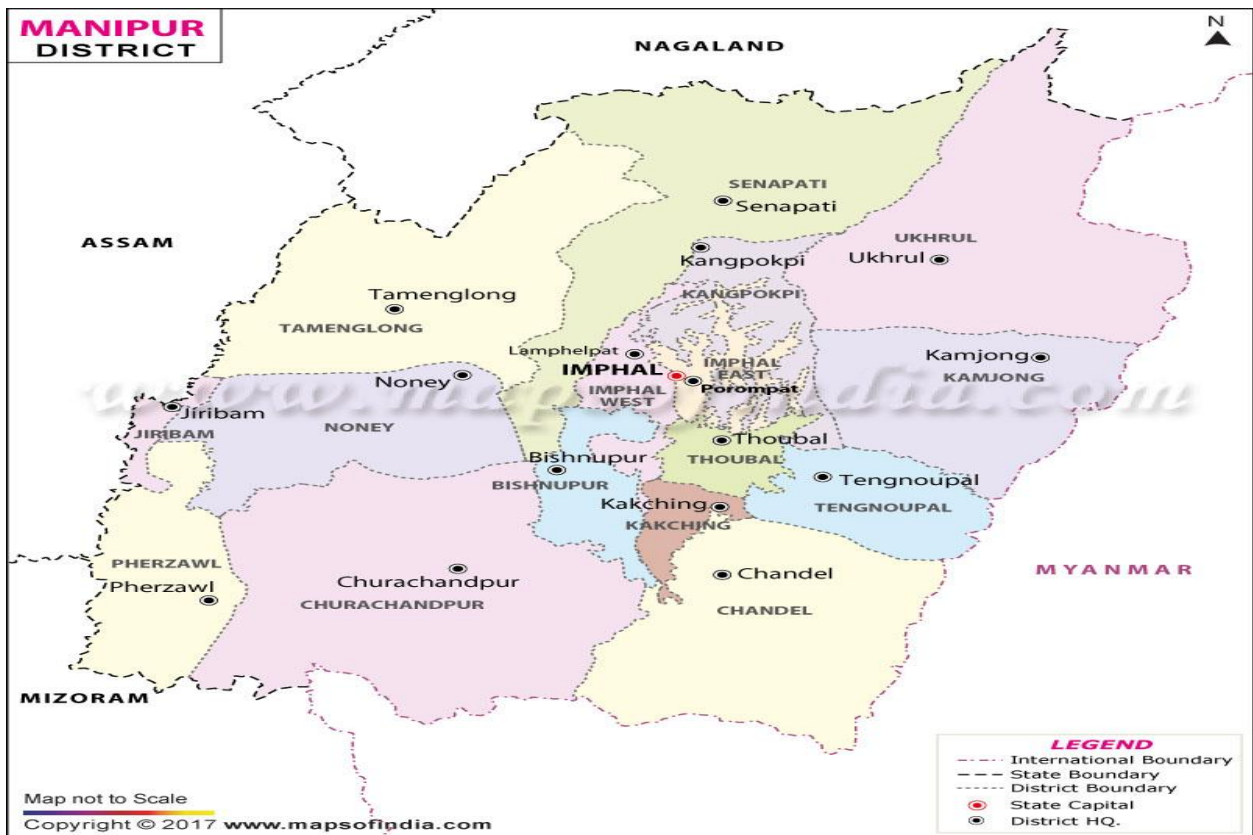


MANIPUR STATE PROFILE

The word Manipur is derived from two words, “Mani” meaning ‘Jewel’ and “Pur” meaning “City or Place”. Pandit Jawaharlal Nehru called Manipur the ‘Jewel of India’ while Lord Irwin described it as the Switzerland of India’. It is bounded by Nagaland to the north, Mizoram to the south, and Assam to the west, Myanmar (Sagaing Region and Chin State) lies to its east. The state covers an area of 22,327 square kilometres (8,621 sq miles) and as per Census 2011, it has a population of 28.56 Lakhs. The rural and urban population is 70.79% and 29.21%, respectively. Sex Ratio in Manipur is 985 i.e. for each 1000 male. Manipur has been at the crossroads of Asian economic and cultural exchange for more than 2,500 years. It has long connected the Indian subcontinent to Southeast Asia, China (or East Asia), Siberia, Micronesia and Polynesia, enabling migration of people, cultures, and religions.

Districts of Manipur



1. Bishnupur	5. Imphal West	9. Kangpokpi	13. Tamenglong
2. Chandel	6. Jiribam	10. Noney	14. Tengnoupal
3. Churachandpur	7. Kakching	11. Pherzawl	15. Thoubal
4. Imphal East	8. Kamjong	12. Senapati	16. Ukhrul

Manipur State

Selected Economic Indicators.

Sl. No.	Items	Ref. Year	Unit	Particulars
1.	Geographical Area	2011 Census	'000 Sq. Km.	22.327
2.	Population	2011 Census	Lakh No.	28.56
3.	Density	-do-	Persons per Sq. Km.	121
4.	Sex Ratio	-do-	Females per '000 Males	987
5.	Percentage of Urban Population to the total population	-do-	Percentage	43
6.	Average Annual Exponential Growth Rate	2001-2011	-do-	1.86%
7.	Population Below Poverty Line (As per Planning Commission estimates)	1999-2000	-do-	28.54%
8.	Literacy rate : (i) Persons (ii) Male (iii) Female	2011 Census	-do-	i) 79.85% ii) 85.48% iii) 77.15%
9.	Gross State Domestic Product (GSDP) at factor cost : (i) At current prices (ii) At constant (1993-94) prices	2004-05 to 2010-2011 (Q) -do-	Rs. in crore -do-	9198.14 7184.09
10.	Net State Domestic Product (NSDP) at factor cost (i) At current prices (ii) At constant (1993-94) prices	-do- -do-	-do- -do-	8228.31 6548.20
11.	Per Capita NSDP (i) At current prices (ii) At constant (1993-94) prices	2003-2004	Rupees -do-	29684 23298
12.	Index of Agricultural Production (Base: Triennium ending 1981-82=100)	2002-2003 (P)	-	3325
13.	Total cropped area	1999-2000	Lakh hectare	1,65,787
14.	Net area sown	-do-	-do-	1,55,232
15.	Index of Industrial Production (Base : 1993-94=100)	2002-2003 (P)	-	502
16.	Post office per lakh population	2017 (December)	No.	25.75
17.	All scheduled commercial banks per lakh population	2017 (December)	Nos.	6.87
18.	Employment on organised sector	2002 (P)	'000 Nos.	80
19.	(i) Public Sector	-do-	-do-	70
20.	(ii) Private Sector	-do-	-do-	10

Districtwise Population, Sex-ratio, Density etc (As per 2011 Census).

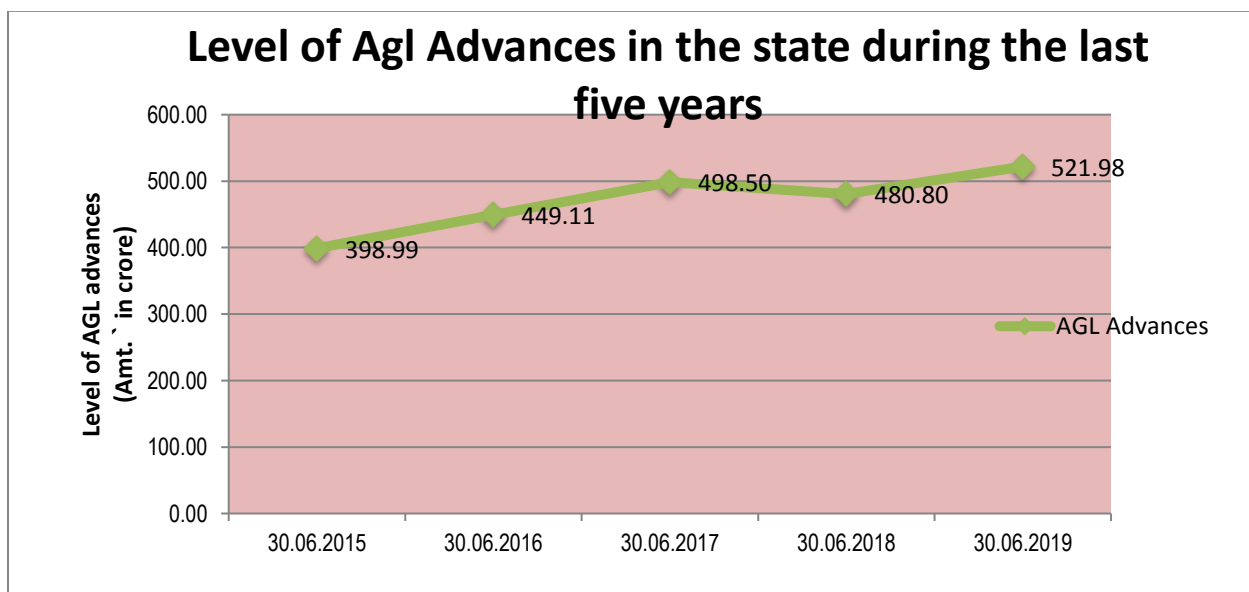
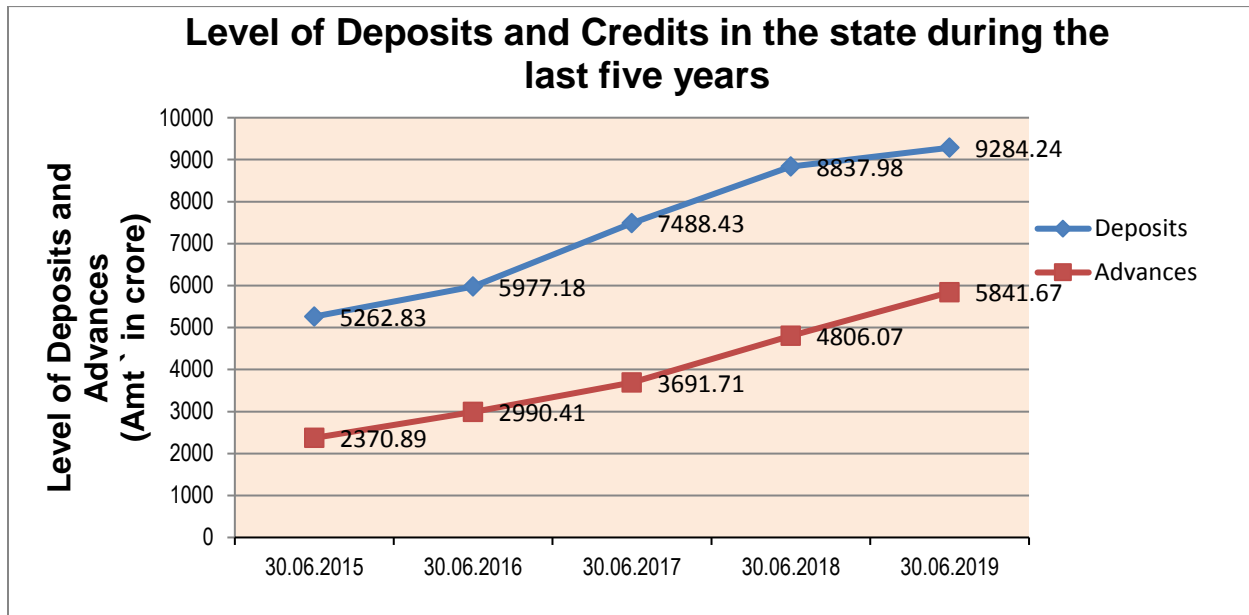
Sl. No.	DISTRICT	Population	Sex Ratio per '000 males	Density per Sq. Km.	Scheduled Caste			Scheduled Tribe		
					Total	Male	Female	Total	Male	Female
1.	THOUBAL	4,20,517	998	708	33,969	16,640	17,329	4,274	2,200	2,074
2.	CHANDEL	1,44,028	981	36	210	107	103	1,08,779	54,692	54,087
3.	CHURANDPUR	2,71,274	944	50	205	179	26	2,12,482	1,07,002	1,05,480
4.	SENAPATI	3,54,972	935	87	238	143	95	1,22,791	61,785	61,006
5.	IMPHAL WEST	5,14,683	1004	856	13,276	6,646	6,630	21,118	10,478	10,640
6.	IMPHAL EAST	4,52,661	991	557	10,409	5,374	5,035	24,712	12,382	12330
7.	BISHNUPUR	2,40,363	993	420	1,727	842	885	6,143	3,064	3,079
8.	TAMENGLONG	1,40,143	922	25	3	X	3	1,06,349	54,020	52,329
9.	UKHRUL	1,83,115	916	31	210	X	X	1,34,493	68,696	65,797
TOTAL		28,55,794	8684	2770	60,247	29,931	30,106	56,247	2,67,317	2,61,342

**** Information collected from respective state Govt. website...**

MANIPUR STATE : ACHIEVEMENT VERSUS NATIONAL NORMS

AS ON 30.06.2019

PARAMETERS	NATIONAL NORMS (%)	State Position (%)
C D RATIO	60	63
CREDIT + INV. : DEPOSIT RATIO	60	70
PRI. SECTOR ADV. TO TOTAL ADV.	40	42
AGL. ADV. TO TOTAL ADV.	18	9



Agenda

Agenda 1. Adoption of minutes of the last SLBC meeting held on 08.07.2019

The minutes of the SLBC meeting for the March quarter 2019 held on 08.07.2019 has been circulated to all the members, the house may adopt the said minutes.

Agenda 2. Declaration of Drought in Manipur with relief measure

The State Govt. has declared as drought hit in 15 districts on 31st August, 2019. The category of drought is block wise.

Eligibility:

- 33% or more Crop Losses
- Loan which are not overdue (NPA) as on 31st August, 2019
- The concern District Administration or agriculture Department will determine the crop losses.

Measures:

- Restructuring of existing loans (Short Term Loans)
All short term loans except which are overdue shall be eligible for restructuring.

Agenda 3. Action Taken Report of the last SLBC meeting

Action Taken Report has been circulated separately in Annexure.

Agenda 4. Review of Deposit, Advances and CD Ratio:

a) Deposit, Advances and CD Ratio in the last three Financial Years for Manipur:

	(Amt in Crores)		
FY	Deposits	Advances	CD Ratio
June 2019 Quarter	9284.24	5841.66	63%
June 2018 Quarter	8837.98	5184.98	59%
June 2017 Quarter	7488.43	3691.71	49%

****The National bench-mark for CD Ratio is 60%.**

(Page No. 12 & 13)

b) The CD Ratio performance of the 29 Banks operating in Manipur as on 30.06.2019 are highlighted below:

Banks with Highest CD Ratio		Banks with Lowest CD Ratio	
1) NESBF	906%	1) INDUSIND	0%
2) BANDHAN	233%	2) YES	11%
3) DENA	136%	3) MSCB	24%
4) HDFC	129%	4) UNION BANK	35%

c) Bank-wise CD Ratio as on June (2019-20) Quarter:

CD Ratio	No of Banks	Name of Banks
Below 20%	1	INDUS
20%-40%	4	IND, UNI, YES, MSCB
40%-60%	8	ALB, BOM, CBI, IOB, PSB, UBI, ICICI, IUCB
Above 60%	16	BOB, BOI, CAN, DEN, IDBI, PNB, SBI, SYN, UCO, AXIS, BANDHAN, HDFC, NESFB, MRB, MPCB, MWCB

d) District- wise CD Ratio as on June (2019-20) Quarter:

CD Ratio Above 60%: District		CD Ratio Between 40%-60%: District		CD Ratio below 40%: District	
Pherzwal	800			Imphal East	22
Kamjong	184			Tamenglong	28
Kakching	134			Ukhrul	39
Jiribam	106				
Bishnupur	96				
Tengnoupal	94				
Noney	93				
Thoubal	88				
Kangpokpi	87				
Senapati	87				
Imphal West	83				
Chandel	73				
Churachandpur	61				

Agenda 5. Review of Credit Disbursement:

a) ACP performance during the year

Sector-wise Summary under Priority Sector ACP

(Amt in Crores)

Sector	FY 2019-20 June Quarter		
	Target	Achieved	Achv%
Agri Sector	666.55	39.41	6%
Crop Sector		15.83	
MSME	471.60	99.74	21%
Other Priority Sector	358.45	35.36	10%
Total	1496.41	174.52	12%

(Page No: 21, 22 & 23)

b) Highlights of the ACP performance by the Banks for June Quarter 2019-20:

Banks with the highest ACP performance (%)		Banks with the lowestest ACP performance (%)	
MPCB	214	BOB	0
MWCB	186	IND	0
IOB	122	SYN	0
BANBHAN	86	INDUS	0
HDFC	56	NESFB	0
ALB	33	YES	0
BOI	27		

C) Priority Sector lending

(Amt in Crores)

Sector	O/S Priority Sector June, 2018	O/S Priority Sector June, 2019	YoY Growth	YoY Growth %	% to Total Advances
Agri Total	495.73	510.50	14.77	3%	9%
Crop Loan (out of Agri Loan)	NA	159.84			3%
MSME	813.16	1060.60	247.44	30%	18%
Other Priority Sector	1164.04	862.60	-301.44	-26%	15%
Total	2472.91	2433.70	-39.21	-2%	42%

(Page no: 15-18)

The Priority Sector advances have decreased by 2% over the June 2018. Priority sector advances stood at 42% of the total advances at the end of June quarter FY 2019-20.

d) Agriculture Advances:

The Priority Sector Agricultural advances of Rs. 510.50 Crore as on June 2019 stands at 9% of the total advances (RBI benchmark : 18%). Out of the Agriculture priority advances of Rs. 510.50 Crore, Rs. 159.84 Crore is of Crop Loan.

Flow of Credit to Agriculture (Priority Sector):

(Amt in Crores)

Particulars	O/S Amt June, 2018	O/S Amt March, 2019	O/S Amt June, 2018	QoQ Growth	QoQ %	YoY Growth	YoY%
Agri Loan	495.73	477.68	510.50	32.82	7%	14.77	3%
Crop	NA	NA	159.84				

(Page No. 16)

e) Fishery Loan

As on 30 August 2019

(Amt in Lakhs)

Target	Application Receive	Sanctioned No	Sanctioned Amt	Disbursed No	Disbursed Amt	Rejected
2871	1158	408	905.66		540.96	69

f) MSME Sector:

(Amt in Crores)

Sub-Segment	June 2018	June 2019	YoY Growth	YoY Growth %
Micro	589.95	613.23	23.28	4%
Small	174.60	368.01	193.41	111%
Medium	48.61	86.37	37.76	78%
Total	813.16	1067.61	254.45	31%

(Page No: 26)

MSME advances as on 30.06.2019 was Rs. 1067.61 Cr registering a growth of Rs 254.45 Cr (31%) over the June 2018 level of Rs 813.16 Cr.

g) Prime Minister Mudra Yojana (PMMY):

(Amt in Crores)

June 2019					
Particular	Current Yr No.	Current Yr Amt.	Particular	O/S No.	O/S Amt.
Shishu	2026	11.01	Shishu	6170	25.92
Kishore	811	12.34	Kishore	4563	94.07
Tarun	191	14.42	Tarun	3028	66.57
Total	3028	37.77	Total	11619	186.56

(Page No. 27)

Banks like PNB, Axis, Bandhan, Indusind, NESFB, Yes, IUCB, MPCB and MSCB have reported nil figure in the portal.

Agenda 6. Opening of Bank Branches at Unbanked Blocks , Unbanked Urban Local Bodies, and CBS-enabled banking outlets at the Unbanked Rural Centres

i) Unbanked Blocks

As on 30.06.2019

TOTAL UNBANKED BLOCKS	NO. OF BANKED BLOCKS	NO. OF UNBANKED BLOCKS
27	12	15

ii) Unbanked Urban Local Bodies

As on 30.06.2019

TOTAL UNBANKED URBAN LOCAL BODIES (ULBs)	NO. OF BANK ULBs	NO. OF UNBANK ULBs
11	2	9

iii) Unbanked Rural Centres (URCs)

Total Village	Above 5000			2000-5000			Below 2000			Total	
	No. of Villages	Banked	unbanked	No. of Villages	Banked	unbanked	No. of Villages	Banked	unbanked	Banked	Unbanked
2515	46	42	4	217	206	11	2252	1477	775	1725	790

Agenda 7. Inclusion of Financial Education in School Curriculum.

Agenda 8. Adoption of Uniform Banking Hours

Agenda 9. Adoption of NULM Target for 2019-20 & Status report to be apprised by MAHUD

Agenda 10. Adoption of MSRLM Target for 2019-20

Agenda 11. Performance by HUDCO on PMAY

Agenda 12. Miscellaneous Agenda

a) Proposal of opening Bank Branch at Aina Village in lieu of Henglep -Under Unbank Blocks of Henglep TD Block

Details of Banking Profile for the FY2019-20 as on 30.06.2019

Rs. In Lakhs

Profile	Public. Bank	Private. Bank	RRBs	Co-op Banks	NEDFI/RIDF	Total
Branch Network	117	44	26	22	4	213
Aggregate Deposit(D)	705349.96	134823.09	29521.52	58729.78	0	928424.35
Aggregate Advances(A)	438614.89	110891.65	15305.58	19354.54	0	584166.66
C:D Ratio (CDR)	62	82	52	33		63
Priority Sector Advances	163821.33	51428.23	14285.8	13833.56	0	243368.92
% to Total Advances	37	46	93	71		42
Adv. to Agriculture (Priority)	27453.91	15389.59	5542.45	2663.55	0	51049.5
% to Total Advances	6	14	36	14		9
Adv. to SSI Sector	70115.71	25807.59	7763.36	2372.89	0	106059.55
% to Total Advances	16	23	51	12		18
Adv. to Services Sector	66251.87	10231.05	979.98	8797.13	0	86260.03
% to Total Advances	15	9	6	45		15
Recovery % of Priority Sector Advances	37	86	0	22	0	40
Overdues % of Priority Sector Advances	63	14	100	78	0	60

Bank-wise Branch Network in Manipur as on 30.06.2019										
SI No	Bank Name	Rural	Semi Urban	Urban	Total(R+SU+U)	BC	ATM No Rural	ATM No Semi Urban	ATM No Urban	Total (ATM No)
1	ALB	2	1	1	4	5	0	0	0	0
2	BOB	8	0	8	16	2	5	0	10	15
3	BOI	2	1	1	4	1	1	1	3	5
4	BOM	0	0	1	1	0	0	0	0	0
5	CAN	2	2	1	5	0	2	1	1	4
6	CBI	0	0	0	0	0	0	0	0	0
7	DEN	0	0	1	1	0	0	0	0	0
8	IDBI	0	1	1	2	0	0	1	1	2
9	IND	0	1	0	1	0	0	1	0	1
10	IOB	0	0	0	0	0	0	1	2	3
11	PNB	1	3	1	5	6	0	2	2	4
12	PSB	2	0	2	4	3	2	0	2	4
13	SBI	24	14	7	45	123	128	31	43	202
14	SYN	0	0	1	1	0	0	0	1	1
15	UBI	4	8	6	18	64	2	13	11	26
16	UCO	3	4	4	11	4	3	4	4	11
17	UNI	0	0	1	1	1	0	0	1	1
Public Total		48	35	36	119	209	143	55	81	279
1	AXIS	2	4	4	10	6	2	4	12	18
2	BANDHAN	3	3	2	8	0	0	0	1	1
3	HDFC	3	1	4	8	5	3	3	9	15
4	ICICI	4	1	4	9	0	3	1	8	12
5	INDUS	1	0	2	3	0	0	0	2	2
6	NESFB	0	0	3	3	0	0	0	0	0
7	YES	0	0	1	1	0	0	0	0	0
Private Total		13	9	20	42	11	8	8	32	48
1	MRB	17	5	4	26	45	0	0	0	0
RRB Total		17	5	4	26	45	0	0	0	0
1	IUCB	0	0	8	8	0	0	0	2	2
2	MPCB	0	1	0	1	0	0	0	0	0
3	MSCB	5	6	1	12	0	3	3	3	9
4	MWCB	0	0	1	1	0	0	0	0	0
Co- Op Total		5	7	10	22	0	3	3	5	11
Grand Total		83	56	70	209	265	154	66	118	338

District-wise Branch Network in Manipur as on 30.06.2019										
SI No	District Name	Rural	Semi Urban	Urban	Total (R+SU+U)	BC	ATM No Rural	ATM No Semi Urban	ATM No Urban	Total (ATM No)
1	Bishnupur	3	14	0	17	26	3	6	0	9
2	Chandel	4	0	0	4	6	4	0	0	4
3	Churachandpur	8	5	0	13	18	7	17	1	25
4	Imphaleast	19	0	14	33	27	10	0	13	23
5	Imphalwest	14	9	56	79	50	88	12	104	204
6	Jiribam	3	0	0	3	0	1	0	0	1
7	Kakching	1	7	0	8	12	0	9	0	9
8	Kamjong	1	0	0	1	0	1	0	0	1
9	Kangpokpi	5	0	0	5	6	7	0	0	7
10	Noney	3	0	0	3	5	1	0	0	1
11	Pherzwal	1	0	0	1	0	0	0	0	0
12	Senapati	11	1	0	12	10	12	3	0	15
13	Tamenglong	2	3	0	5	0	0	2	0	2
14	Tengnoupal	2	4	0	6	5	3	3	0	6
15	Thoubal	3	11	0	14	31	16	9	0	25
16	Ukhul	3	2	0	5	5	1	5	0	6
TOTAL		83	56	70	209	201	154	66	118	338

**Bank-wise Business and Credit Deposit Ratio for Manipur in the FY 2019-20 as on
30.06.2019**

(Rs in Lakhs)

Sl No.	Bank Name	Deposit Amount (D)	Advances Amount (A)	Credit Utilize (CU)	Total Credit (TC)	CDR1	CDR2	Investment Amount (I)	TC + I	CDR3
1	ALB	13515.84	7830.92	0	7830.92	58	58	0	7830.92	58
2	BOB	32712.14	21016.98	21016.98	42033.96	64	128	0	42033.96	128
3	BOI	12803.00	8367.00	0	8367.00	65	65	0	8367.00	65
4	BOM	3601.96	2116.12	0	2116.12	59	59	0	2116.12	59
5	CAN	7187.00	6203.00	0	6203.00	86	86	0	6203.00	86
6	CBI	16319.36	9214.05	0	9214.05	56	56	0	9214.05	56
7	DEN	155.81	211.89	0	211.89	136	136	0	211.89	136
8	IDBI	8034.93	4477.68	2722.37	7200.05	56	90	0	7200.05	90
9	IND	375.11	138.50	0	138.50	37	37	0	138.50	37
10	IOB	9265.41	3943.82	0	3943.82	43	43	0	3943.82	43
11	PNB	11431.00	10984.00	0	10984.00	96	96	0	10984.00	96
12	PSB	18390.74	9069.06	0	9069.06	49	49	0	9069.06	49
13	SBI	407366.74	262412.75	0	262412.75	64	64	27500	289912.75	71
14	SYN	2226.98	1327.95	0	1327.95	60	60	0	1327.95	60
15	UBI	138275.00	72776.32	0	72776.32	53	53	0	72776.32	53
16	UCO	19838.60	17159.12	0	17159.12	86	86	0	17159.12	86
17	UNI	3850.34	1365.73	0	1365.73	35	35	0	1365.73	35
Public	Total	705349.96	438614.89	23739.35	462354.24	62	66	27500	489854.24	69
1	AXIS	57036.20	39757.63	0	39757.63	70	70	0	39757.63	70
2	BANDHAN	3787.88	8841.41	0	8841.41	233	233	0	8841.41	233
3	HDFC	33798.13	43629.30	0	43629.30	129	129	0	43629.30	129
4	ICICI	32972.02	15888.18	0	15888.18	48	48	0	15888.18	48
5	INDUS	2626.07	0.00	0	0.00	0	0	0	0.00	0
6	NESFB	253.00	2292.00	2283.62	4575.62	906	1809	0	4575.62	1809
7	YES	4349.79	483.13	483.13	966.26	11	22	0	966.26	22
Private	Total	134823.09	110891.65	2766.75	113658.4	82	84	0	113658.4	84
1	MRB	29521.52	15305.58	0	15305.58	52	52	12433.45	27739.03	94
RRB	Total	29521.52	15305.58	0	15305.58	52	52	12433.45	27739.03	94
1	IUCB	25270.07	10675.48	0	10675.48	42	42	900.99	11576.47	46
2	MPCB	678.69	281.94	0	281.94	42	42	509.44	791.38	117
3	MSCB	30958.45	7550.58	0	7550.58	24	24	0	7550.58	24
4	MWCB	1822.57	846.54	0	846.54	46	46	588.6	1435.14	79
Co-Op	Total	58729.78	19354.54	0	19354.54	33	33	1999.03	21353.57	36
Grand	Total	928424.35	584166.66	26506.1	610672.76	63	66	41932.48	652605.24	70

District-wise Business and Credit Deposit Ratio for Manipur in the FY 2019-20 as on 30.06.2019

Rs. In Lakhs

SI No	District Name	Deposit Amount (D)	Advance Amount (A)	Current C:D Ratio	Rural Br	Semi Urban Br	Urban Br	Total Br	BC	Rural ATM	Semi Urban ATM	Urban Atm	Total Atm
1	Senapati	27587.04	23677.52	86	11	1	0	12	13	3	6	0	9
2	Chandel	13751.35	10026.3	73	4	0	0	4	6	4	0	0	4
3	Churachandpur	60626.91	37171.8	61	8	5	0	13	24	7	17	1	25
4	Imphalwest	412971.6	343155.7	83	14	9	56	79	55	10	0	13	23
5	Thoubal	30262	26527.34	88	3	11	0	14	40	88	12	104	204
6	Imphaleast	285265.9	63128.55	22	19	0	14	33	33	1	0	0	1
7	Bishnupur	23163.08	22166.2	96	3	14	0	17	32	0	9	0	9
8	Tamenglong	11861.66	3352.19	28	2	3	0	5	9	1	0	0	1
9	Ukhrul	18802.25	7302.86	39	3	2	0	5	10	7	0	0	7
10	Kakching	13098.62	17572.72	134	1	7	0	8	22	1	0	0	1
11	Tengnoupal	9461.88	8893.59	94	2	4	0	6	6	0	0	0	0
12	Pherzwal	77.82	622.31	800	1	0	0	1	0	12	3	0	15
13	Kamjong	706.05	1297.24	184	1	0	0	1	0	0	2	0	2
14	Kangpokpi	13758.62	12024.96	87	5	0	0	5	6	3	3	0	6
15	Jiribam	5341.27	5678.62	106	3	0	0	3	4	16	9	0	25
16	Noney	1689.3	1568.73	93	3	0	0	3	5	1	5	0	6
Grand Total		928425.4	584166.7	63	83	56	70	209	265	154	66	118	338

Segregation of Advances in Manipur for FY 2019-20 as on 30.06.2019

Rs in Lakhs								
SI No.	Bank Name	Non Priority Sector Total O/S	Non Priority Sector Total NPA	Priority Sector(PSA)	Weaker Sector(WSA)	PSA To T. Adv (%)	WSA To PSA (%)	WSA To T. Adv (%)
1	ALB	2560.88	35.37	5270.04	0.00	67	0	0
2	BOB	7733.26	0.00	13283.72	0.00	63	0	0
3	BOI	2678.92	0.00	5688.08	302.00	68	5	4
4	BOM	1024.91	7.85	1091.21	0.00	52	0	0
5	CAN	2272.00	92.00	3931.00	1708.00	63	43	28
6	CBI	1601.68	0.00	7612.37	1624.36	83	21	18
7	DEN	91.44	0.00	120.45	16.18	57	13	8
8	IDBI	853.07	0.00	3624.61	2358.58	81	65	53
9	IND	40.92	0.43	97.58	30.30	70	31	22
10	IOB	1601.78	30.81	2342.04	201.47	59	9	5
11	PNB	2338.83	53.00	8645.17	15.00	79	0	0
12	PSB	1241.68	32.14	7827.38	1447.22	86	18	16
13	SBI	212283.16	3153.45	50129.59	55233.36	19	110	21
14	SYN	695.96	149.25	631.99	36.39	48	6	3
15	UBI	31513.05	54.23	41263.27	0.00	57	0	0
16	UCO	5243.99	54.62	11915.13	4321.92	69	36	25
17	UNI	1018.03	4.19	347.70	0.00	25	0	0
Public	Total	274793.56	3667.34	163821.33	67294.78	37	41	15
1	AXIS	20270.59	5.13	19487.04	2546.76	49	13	6
2	BANDHAN	488.63	0.00	8352.78	0.00	94	0	0
3	HDFC	31536.04	510.91	12093.26	2457.09	28	20	6
4	ICICI	6672.53	0.00	9215.65	6192.06	58	67	39
5	INDUS	0.00	0.00	0.00	0.00	0	0	0
6	NESFB	12.50	0.00	2279.50	0.00	99	0	0
7	YES	483.13	0.00	0.00	0.00	0	0	0
Private	Total	59463.42	516.04	51428.23	13554.49	46	26	12
1	MRB	1019.78	48.52	14285.80	5115.94	93	36	33
RRB	Total	1019.78	48.52	14285.80	5115.94	93	36	33
1	IUCB	1902.97	413.04	8772.51	3379.16	82	39	32
2	MPCB	12.63	0.82	269.31	231.76	96	86	82
3	MSCB	3500.18	621.02	4050.40	693.52	54	17	9
4	MWCB	105.20	3.00	741.34	820.24	88	111	97
Co-op	Total	5520.98	1037.88	13833.56	5124.68	71	37	26
Grand	Total	340797.74	5269.78	243368.92	91089.89	42	37	16

Analysis of Priority Sector Advances for the FY 2019-20 as on 30.06.2019

Rs in Lakhs										
SI No.	Bank Name	No. of A/C	Total O/S	Demand Raised	Recovery Amt		Overdue Amt		Gross NPA Amt	
					Amt	%	Amt	%	Amt	%
1	ALB	1725.00	5270.04	664.68	420.32	63	244.36	37	244.36	5
2	BOB	365.00	13283.72	0.00	0.00	0	0.00	0	0.00	0
3	BOI	1721.00	5688.08	511.22	0.00	0	511.22	100	511.22	9
4	BOM	109.00	1091.21	471.21	16.26	3	454.95	97	7.00	1
5	CAN	1750.00	3931.00	807.40	27.02	3	780.38	97	862.24	22
6	CBI	0.00	7612.37	0.00	0.00	0	0.00	0	0.00	0
7	DEN	30.00	120.45	0.00	0.00	0	0.00	0	0.00	0
8	IDBI	1722.00	3624.61	128.46	92.18	72	36.28	28	757.56	21
9	IND	14.00	97.58	0.00	0.00	0	0.00	0	0.00	0
10	IOB	0.00	2342.04	189.51	1.31	1	188.20	99	189.51	8
11	PNB	9710.00	8645.17	315.52	45.55	14	269.97	86	688.10	8
12	PSB	1217.00	7827.38	564.23	5.29	1	558.94	99	564.23	7
13	SBI	11250.00	50129.59	4238.25	2478.19	58	1760.06	42	4627.15	9
14	SYN	31.00	631.99	134.39	134.39	100	0.00	0	134.39	21
15	UBI	13025.00	41263.27	0.00	0.00	0	0.00	0	0.00	0
16	UCO	4720.00	11915.13	1767.53	453.40	26	1314.13	74	3482.72	29
17	UNI	108.00	347.70	1.68	0.00	0	1.68	100	1.68	0
Public	Total	47497.00	163821.33	9794.08	3673.91	38	6120.17	62	12070.16	7
4	AXIS	6905.00	19487.04	587.35	515.40	88	71.95	12	9.81	0
6	BANDHAN	6190.00	8352.78	0.00	0.00	0	0.00	0	0.00	0
1	HDFC	7047.00	12093.26	949.51	818.43	86	131.08	14	163.59	1
2	ICICI	11136.00	9215.65	0.00	0.00	0	0.00	0	0.00	0
3	INDUS	0.00	0.00	0.00	0.00	0	0.00	0	0.00	0
7	NESFB	11287.00	2279.50	0.00	0.00	0	0.00	0	0.00	0
5	YES	0.00	0.00	0.00	0.00	0	0.00	0	0.00	0
Private	Total	42565.00	51428.23	1536.86	1333.83	87	203.03	13	173.40	0
1	MRB	20299.00	14285.80	139.29	0.00	0	139.29	100	2944.42	21
RRB	Total	20299.00	14285.80	139.29	0.00	0	139.29	100	2944.42	21
1	IUCB	2103.00	8772.51	1130.08	145.99	13	984.09	87	985.49	11
2	MPCB	268.00	269.32	128.27	121.84	95	6.43	5	0.96	0
3	MSCB	3036.00	4050.40	1020.78	177.53	17	843.25	83	878.41	22
4	MWCB	455.00	741.34	138.30	91.02	66	47.28	34	33.69	5
Co-op	Total	5862.00	13833.57	2417.43	536.38	22	1881.05	78	1898.55	14
Grand	Total	116223.00	243368.93	13887.66	5544.12	40	8343.54	60	17086.53	7

**Analysis of Priority Sector Advances Under Agriculture for the FY 2019-20 as on
30.06.2019**

Rs in Lakhs

SI No.	Bank Name	No. of A/C	Total O/S	Demand Raised	Recovery		Overdues		GrossNPA	
					Amount	%	Amount	%	Amount	%
1	ALB	636.00	1192.08	190.03	122.65	65	67.38	35	67.38	6
2	BOB	0.00	1464.89	0.00	0.00		0.00		0.00	0
3	BOI	653.00	823.73	64.09	0.00	0	64.09	100	64.09	8
4	BOM	3.00	11.02	0.00	0.00		0.00		0.00	0
5	CAN	557.00	615.40	218.00	3.57	2	214.43	98	222.84	36
6	CBI	0.00	1309.20	0.00	0.00		0.00		0.00	0
7	DEN	0.00	0.00	0.00	0.00		0.00		0.00	
8	IDBI	1294.00	1068.80	20.95	16.30	78	4.65	22	713.06	67
9	IND	0.00	5.36	0.00	0.00		0.00		0.00	0
10	IOB	0.00	274.69	82.74	1.00	1	81.74	99	82.74	30
11	PNB	9173.00	6739.73	175.52	20.25	12	155.27	88	536.10	8
12	PSB	100.00	217.80	44.75	0.00	0	44.75	100	44.75	46
13	SBI	3727.00	3589.62	1225.80	330.20	27	895.60	73	831.48	23
14	SYN	16.00	32.87	8.23	8.23	100	0.00	0	8.23	25
15	UBI	4401.00	7902.55	0.00	0.00		0.00		0.00	0
16	UCO	1702.00	2201.05	386.68	29.00	7	357.68	93	386.68	18
17	UNI	6.00	5.12	0.00	0.00		0.00		0.00	0
Public	Total	22268.00	27453.91	2416.79	531.20	22	1885.59	78	2957.35	11
1	AXIS	3971.00	5696.24	35.90	16.09	45	19.81	55	0.00	0
2	BANDHAN	1913.00	708.72	0.00	0.00		0.00		0.00	0
3	HDFC	775.00	1450.45	129.85	103.92	80	25.93	20	30.12	2
4	ICICI	5830.00	7495.55	0.00	0.00		0.00		0.00	0
5	INDUS	0.00	0.00	0.00	0.00		0.00		0.00	
6	NESFB	213.00	38.63	0.00	0.00		0.00		0.00	0
7	YES	0.00	0.00	0.00	0.00		0.00		0.00	
Private	Total	12702.00	15389.59	186.70	136.31	73	50.39	27	743.18	5
1	MRB	12697.00	5542.45	139.29	0.00	0	139.29	100	905.75	16
RRB	Total	12697.00	5542.45	139.29	0.00	0	139.29	100	905.75	16
1	IUCB	50.00	63.36	62.03	1.40	2	60.63	98	62.03	98
2	MPCB	185.00	204.28	126.07	121.84	97	4.23	3	0.00	0
3	MSCB	2232.00	2213.38	642.36	115.27	18	527.09	82	515.71	23
4	MWCB	70.00	182.53	48.20	30.90	64	17.30	36	20.01	11
Co -op	Total	2537.00	2663.55	3600.49	920.62	26	2679.87	74	4490.97	9
Grand	Total	50204.00	51049.50	3600.49	920.62	26	2679.87	74	4490.97	9

Analysis of Priority Sector Advances Under MSME for the FY 2019-20 as on 30.06.2019

Rs in Lakhs										
SI No.	Bank Name	No. of A/C	Total O/S	Demand Raised	Recovery		Overdues		GrossNPA	
					Amount	%	Amount	%	Amount	%
1	ALB	1001	3066.34	427.75	255.53	60	172.22	40	172.22	6
2	BOB	0	4782.63	0	0		0		0	0
3	BOI	872	2617.89	228.94	0	0	228.94	100	228.94	9
4	BOM	80	795.18	463.08	15.63	3	447.45	97	6	1
5	CAN	1018	2219	524	21.77	4	502.23	96	564	25
6	CBI	0	4573.7	0	0		0		0	0
7	DEN	7	85.66	0	0		0		0	0
8	IDBI	345	977.94	69.45	41.11	59	28.34	41	34.86	2
9	IND	11	27.77	0	0		0		0	0
10	IOB	0	1627.24	106.77	0.31	0	106.46	100	106.77	7
11	PNB	98	1051.74	110	20.5	19	89.5	81	117	11
12	PSB	919	3218.09	417.55	2.52	1	415.03	99	417.55	13
13	SBI	5305	25623.64	921.03	110.52	12	810.51	88	3636.11	14
14	SYN	0	534.93	126.16	126.16	100	0	0	126.16	24
15	UBI	4420	14023.91	0	0		0		0	0
16	UCO	2523	4663.94	700.25	220.3	31	479.95	69	1655.09	36
17	UNI	91	226.11	1.67	0	0	1.67	100	1.67	1
Public	Total	16690	70115.71	4096.65	814.35	20	3282.3	80	7066.37	10
1	AXIS	226	4173.14	551.45	499.31	91	52.14	9	0	0
2	BANDHAN	3708	7553.28	0	0		0		0	0
3	HDFC	5837	10154.71	723.58	626.93	87	96.65	13	133.47	1
4	ICICI	5304	1687.52	0	0		0		0	0
5	INDUS	0	0	0	0		0		0	
6	NESFB	11064	2238.94	0	0		0		0	0
7	YES	0	0	0	0		0		0	
Private	Total	26139	25807.59	1344.48	1167.35	87	177.13	13	168.33	1
1	MRB	7454	7763.36	0	0		0		1909.03	29
RRB	Total	7454	7763.36	0	0	0	0	0	1909.03	29
1	IUCB	196	1492.15	1068.05	144.59	14	923.46	86	923.46	62
2	MPCB	8	2.2	2.2	0	0	2.2	100	0.96	44
3	MSCB	448	759.38	317.35	53.6	17	263.75	83	284.82	38
4	MWCB	248	119.16	90.1	60.12	67	29.98	33	13.68	11
Co-op	Total	900	2372.89	6849.38	2198.9	32	4650.48	68	10331.79	10
Grand	Total	51183	106059.55	6849.38	2198.9	32	4650.48	68	10331.79	10

Analysis of Other Priority Sectors Advances for the FY 2019-20 as on 30.06.2019

Rs in Lakhs										
SI No.	Bank Name	No. of A/C	Total O/S	Demand Raised	Recovery		Overdues		GrossNPA	
					Amount	%	Amount	%	Amount	%
1	ALB	88	1011.62	46.90	42.14	90	4.76	10	4.76	0
2	BOB	550	7036.38	0.00	0.00		0.00		0.00	
3	BOI	1882	2246.46	218.19	0.00	0	218.19	100	218.19	9
4	BOM	26	285.01	8.13	0.63	8	7.50	92	1.00	0
5	CAN	200	1096.60	65.40	1.68	3	63.72	97	75.40	7
6	CBI	0	1729.47	0.00	0.00		0.00		0.00	0
7	DEN	0	34.79	0.00	0.00		0.00		0.00	0
8	IDBI	210	1577.87	38.06	34.77	91	3.29	9	9.64	1
9	IND	3	64.45	0.00	0.00		0.00		0.00	0
10	IOB	0	440.11	0.00	0.00		0.00		0.00	
11	PNB	124	853.70	30.00	4.80	16	25.20	84	35.00	4
12	PSB	198	4391.49	101.93	2.77	3	99.16	97	101.93	2
13	SBI	2218	20916.33	2091.42	2037.47	97	53.95	3	159.56	1
14	SYN	15	64.19	0.00	0.00		0.00		0.00	0
15	UBI	4204	19336.81	0.00	0.00		0.00		0.00	0
16	UCO	495	5050.14	680.60	204.10	30	476.50	70	1440.95	28
17	UNI	11	116.47	0.01	0.00	0	0.01	100	0.01	0
Public	Total	10014	66251.89	3280.64	2328.36	71	952.28	29	2046.44	3
1	AXIS	2708	9617.66	0.00	0.00		0.00		9.81	0
2	BANDHAN	569	90.78	0.00	0.00		0.00		0.00	0
3	HDFC	435	488.10	96.08	87.58	91	8.50	9	0.00	0
4	ICICI	2	32.58	0.00	0.00		0.00		0.00	0
5	INDUS	0	0.00	0.00	0.00		0.00		0.00	
6	NESFB	0	1.93	0.00	0.00		0.00		0.00	
7	YES	0	0.00	0.00	0.00		0.00		0.00	
Private	Total	3924	10231.05	134.14	122.35	91	11.79	9	19.45	0
1	MRB	148	979.99	0.00	0.00		0.00		129.64	13
RRB	Total	148	979.99	0.00	0.00	0	0.00	0	129.64	13
1	IUCB	1857	7217.00	0.00	0.00		0.00		0.00	
2	MPCB	75	62.83	0.00	0.00		0.00		0.00	
3	MSCB	356	1077.64	61.07	8.66	14	52.41	86	77.88	23
4	MWCB	137	439.65	0	0	0	0	0	0	0
Co-op	Total	16511	8797.12	3437.79	2424.60	71	1013.19	29	2263.77	4
Grand	Total	30597	86260.05	3437.79	2424.60	71	1013.19	29	2263.77	4

Analysis of Priority Sector Advances under Crop loan for the FY 2019-20 as on 30.06.2019

Rs in Lakhs										
Sl No.	Bank Name	No. of A/C	Total O/S	Demand Raised	Recovery		Overdues		GrossNPA	
					Amount	%	Amount	%	Amount	%
1	ALB	533	328.08	82.02	54.93	67	27.09	33	27.09	8
2	BOB	0	0	0	0		0		0	
3	BOI	339	207.65	9.69	0	0	9.69	100	9.69	5
4	BOM	0	0	0	0		0		0	
5	CAN	441	283	192	2.56	1	189.44	99	193.8	68
6	CBI	0	1195.36	0	0		0		0	0
7	DEN	0	0	0	0		0		0	
8	IDBI	1203	815.23	8.78	5.77	66	3.01	34	743.06	91
9	IND	1	3.13	0	0		0		0	0
10	IOB	0	0	0	0		0		0	
11	PNB	9686	846.63	200	15	8	185	92	237	28
12	PSB	21	33.83	0	0		0		0	0
13	SBI	3076	1682.86	1142.86	538.31	47	604.55	53	683.91	41
14	SYN	0	0	0	0		0		0	
15	UBI	184	65.78	0	0		0		0	0
16	UCO	1214	1104.38	0	0		0		195.66	18
	UNI	0	0	0	0		0		0	
Public	Total	15495	5750.7	1626.57	610.8	38	1015.77	62	1347.15	23
1	AXIS	3957	5669.08	35.9	4.52	13	31.38	87	0	0
2	BANDHAN	0	0	0	0		0		0	
3	HDFC	213	719.24	0	0		0		0	0
4	ICICI	59	37.58	0	0		0		0	0
5	INDUS	0	0	0	0		0		0	
6	NESFB	1	0.35	0	0		0		0	0
7	YES	0	0	0	0		0		0	
Private	Total	5433	7241.48	44.68	10.29	23	34.39	77	743.06	10
1	MRB	8798	2848.45	0	0		0		81.43	3
RRB	Total	8798	2848.45	0	0	0	0	0	81.43	3
1	IUCB	0	0	0	0		0		0	
2	MPCB	0	0	0	0		0		0	
3	MSCB	892	144.29	50.46	8.34	17	42.12	83	6.35	4
4	MWCB	0	0	0	0		0		0	
Co-op	Total	30618	15984.92	1721.71	629.43	37	1092.28	63	2177.99	14
Grand	Total	30618	15984.92	1721.71	629.43	37	1092.28	63	2177.99	14

Districtwise Analysis of Priority Sector Advances under Crop loan for the FY 2019-20 as on 30.06.2019

Rs in Lakhs										
Sl No.	District Name	No. of A/C	Total O/S	Demand Raised	Recovery Amount	%	Overdues Amount	Overdues %	GrossNPA Amount	GrossNPA %
1	Bishnupur	4734	2407.57	71.21	13.56	19	57.65	81	59.76	2
2	Chandel	149	107.13	23.61	8.4	36	15.21	64	68.76	64
3	Churachandpur	1598	1406.47	363.99	154.02	42	209.97	58	249.53	18
4	Imphaleast	5226	2243.95	124.76	20.74	17	104.02	83	82.52	4
5	Imphalwest	10935	5224.25	336.67	50.47	15	286.2	85	1229.46	24
6	Jiribam	44	12.53	0	0		0		0	0
7	Kakching	2994	1877.57	149.81	49.93	33	99.88	67	132.87	7
8	Kamjong	0	0	0	0		0		0	
9	Kangpokpi	635	333.34	174.12	94.16	54	79.96	46	25.76	8
10	Noney	8	2.59	1	0.5	50	0.5	50	1.86	72
11	Pherzwal	0	0	0	0		0		0	
12	Senapati	1361	1110.61	336.24	190.63	57	145.61	43	156.37	14
13	Tamenglong	46	20	0	0		0		0	0
14	Tengnoupal	281	107.52	68.8	24.92	36	43.88	64	59.21	55
15	Thoubal	2345	897.39	71.5	22.1	31	49.4	69	71.86	8
16	Ukhrul	262	234	0	0		0		40.03	17
Grand	Total	30618	15984.92	1721.71	629.43	37	1092.28	63	2177.99	14

Annual Credit Plan - Target for Manipur for FY 2019-20

Rs in lakhs							
Sl no	Bank	Agriculture and allied activities	MSME	Other Priority Sector	Priority Sec. Total	Non- Priority	Grand Total
		Amt.	Amt.	Amt.	Amt.	Amt.	Amt.
1	ALB	605.15	712.30	642.95	1960.40	605.75	2566.15
2	BOB	685.25	961.50	614.60	2261.35	770.75	3032.10
3	BOI	869.75	632.50	519.25	2021.50	505.00	2526.50
4	BOM	257.00	110.00	62.00	429.00	70.00	499.00
5	CAN	627.00	560.00	457.20	1644.20	652.00	2296.20
6	CBI	1550.40	1068.30	705.00	3323.70	784.10	4107.80
7	DEN	57.00	70.00	30.00	157.00	10.00	167.00
8	IDBI	287.00	360.00	229.00	876.00	273.00	1149.00
9	IND	57.00	70.00	30.00	157.00	11.00	168.00
10	IOB	933.00	557.00	419.50	1909.50	592.75	2502.25
11	PNB	846.00	628.00	365.00	1839.00	426.00	2265.00
12	PSB	1130.00	905.00	597.00	2632.00	507.00	3139.00
13	SBI	22806.10	17422.85	17343.60	57572.55	26587.65	84160.20
14	SYN	257.00	120.00	72.00	449.00	85.00	534.00
15	UBI	11784.85	7322.35	5360.40	24467.60	6887.50	31355.10
16	UCO	4541.50	1726.25	1417.70	7685.45	1725.50	9410.95
17	UNI	257.00	120.00	63.00	440.00	72.00	512.00
18	VJB	767.70	1003.30	999.25	2770.25	997.75	3768.00
PUBLIC TOTAL		48318.70	34349.35	29927.45	112595.50	41562.75	154158.25
1	AXIS	3857.75	2495.50	1663.85	8017.10	2657.00	10674.10
2	BAND	299.00	2370.00	133.00	2802.00	99.00	2901.00
3	HDFC	3061.10	1757.55	844.10	5662.75	1659.00	7321.75
4	ICICI	2491.00	940.00	447.00	3878.00	627.00	4505.00
5	INDUS	107.00	120.00	69.00	296.00	80.00	376.00
6	NESFB	117.00	240.00	68.00	425.00	15.00	440.00
7	YES	108.00	160.00	113.00	381.00	144.00	525.00
Private Total		10040.85	8083.05	3337.95	21461.85	5281.00	26742.85
1	MRB	4606.00	2280.00	1050.00	7936.00	1741.00	9677.00
RRB_TOL		4606.00	2280.00	1050.00	7936.00	1741.00	9677.00
1	IUCB	1200.00	1050.00	624.00	2874.00	834.00	3708.00
2	MSCB	2146.60	1197.50	796.00	4140.10	1179.75	5319.85
3	MPCB	236.00	110.00	43.00	389.00	77.00	466.00
4	MWCB	107.00	90.00	48.00	245.00	48.00	293.00
CO-OP_TOL		3689.60	2447.50	1511.00	7648.10	2138.75	9786.85
GRAND_TOL		66655.15	47159.90	35826.40	149641.45	50723.50	200364.95

Annual Credit Plan - Achievement Priority for FY 2019-20 as on 30.06.2019

Rs in lakhs													
Sl No.	Bank Name	Agriculture			MSME			Services			Total		
		Commit	Achieve	%	Commit	Achve	%	Commit	Achve	%	Commit	Achve	%
1	ALB	605.15	33.85	6	712.30	552.89	78	642.95	53.9	8	1960.40	640.64	33
2	BOB	1452.95	0	0	1715.60	0	0	1642.20	0	0	1642.20	0	0
3	BOI	869.75	283.94	33	632.50	11.27	2	519.25	256.8	49	2021.50	552.01	27
4	BOM	257.00	0	0	110.00	55.2	50	62.00	0	0	429.00	55.2	13
5	CAN	627.00	44.75	7	560.00	161.7	29	457.20	120.48	26	1644.20	326.93	20
6	CBI	1550.40	3.1	0	1068.30	29.67	3	705.00	0	0	3323.70	32.77	1
7	DEN	57.00	0	0	70.00	15.25	22	30.00	0	0	157.00	15.25	10
8	IDBI	287.00	0	0	360.00	30.8	9	229.00	24	10	876.00	54.8	6
9	IND	57.00	0	0	70.00	0	0	30.00	0	0	157.00	0	0
10	IOB	933.00	274.69	29	557.00	1627.22	292	419.50	430.23	103	1909.50	2332.14	122
11	PNB	846.00	48	6	628.00	12	2	365.00	8	2	1839.00	68	4
12	PSB	1130.00	0	0	905.00	30.77	3	597.00	0	0	2632.00	30.77	1
13	SBI	22806.10	761.49	3	17422.85	108.28	1	17343.60	982.33	6	57572.55	1852.1	3
14	SYN	257.00	0	0	120.00	0	0	72.00	0	0	449.00	0	0
15	UBI	11784.85	152.5	1	7322.35	469.38	6	5360.40	625.85	12	24467.60	1247.73	5
16	UCO	4541.50	59.25	1	1726.25	202.01	12	1417.70	194.89	14	7685.45	456.15	6
17	UNI	257.00	0	0	120.00	11.46	10	63.00	19.14	30	440.00	30.6	7
Public Total		48318.70	1661.57	3	34100.15	3317.9	10	29955.80	2715.62	9	109206.10	7695.09	7
1	AXIS	3857.75	741.29	19	2495.50	619.73	25	1663.85	265.18	16	8017.10	1626.2	20
2	BANDHAN	299.00	89.58	30	2370.00	2332	98	133.00	0	0	2802.00	2421.58	86
3	HDFC	3061.10	358.41	12	1757.55	2677.52	152	844.10	151.76	18	5662.75	3187.69	56
4	ICICI	2491.00	0	0	940.00	0	0	447.00	157.18	35	3878.00	157.18	4
5	INDUS	107.00	0	0	120.00	0	0	69.00	0	0	296.00	0	0
6	NESFB	117.00	0	0	240.00	0	0	68.00	0	0	425.00	0	0
7	YES	108.00	0	0	160.00	0	0	113.00	0	0	381.00	0	0
Private Total		10040.85	1189.28	12	8083.05	5629.25	70	3337.95	574.12	17	21461.85	7392.65	34
1	MRB	4606.00	313.9	7	2280.00	429.9	19	1050.00	25.5	2	7936.00	769.3	10
RRB Total		4606.00	313.9	7	2280.00	429.9	19	1050.00	25.5	2	7936.00	769.3	10
1	IUCB	1200.00	0	0	1050.00	58	6	624.00	40	6	2874.00	98	3
2	MPCB	2146.60	204.28	10	1197.50	2.2	0	796.00	2.1	0	4140.10	208.58	5
3	MSCB	236.00	502.27	213	110.00	289.25	263	43.00	42	98	389.00	833.52	214
4	MWCB	107.00	70	65	90.00	248	276	48.00	137	285	245.00	455	186
Co-op Total		3689.6	776.55	21	2447.5	597.45	24	1511	221.1	15	7648.1	1595.1	21
Grand Total		66655.15	3941.30	6	46910.70	9974.50	21	35854.75	3536.34	10	146252.05	17452.14	12

Bank-wise Performance Under Annual Credit Plan for FY 2019-20 as on 30.06.2019

Rs in lakhs

Bank Name	CropProduction	WaterResources	Farm	Plantation	Animal Husbandry	Fishery	Agri Others	Agri Infrastructure	Ancillary Activities	Agri Total	MSME Term	MSME Working	MSME Total	Export Credit	Education	Housing	Service Others	Social Infra	Services Total	Total priority
ALB	3.50	0.00	0.00	0.00	5.60	0.00	0.00	0.00	24.75	33.85	76.74	476.15	552.89	0.00	2.40	51.50	0.00	0.00	53.90	640.64
BOB	0.00	0.00	0.00	0.00	0.00	0.00	0.00	0.00	0.00	0.00	0.00	0.00	0.00	0.00	0.00	0.00	0.00	0.00	0.00	0.00
BOI	21.13	0.00	0.00	3.00	109.40	0.60	149.81	0.00	0.00	283.94	11.27	0.00	11.27	0.00	0.00	256.80	0.00	0.00	256.80	552.01
BOM	0.00	0.00	0.00	0.00	0.00	0.00	0.00	0.00	0.00	0.00	1.00	54.20	55.20	0.00	0.00	0.00	0.00	0.00	0.00	55.20
CAN	33.35	0.00	0.00	0.00	0.50	10.00	0.00	0.00	0.90	44.75	158.70	3.00	161.70	0.00	21.48	99.00	0.00	0.00	120.48	326.93
CBI	3.10	0.00	0.00	0.00	0.00	0.00	0.00	0.00	0.00	3.10	0.00	29.67	29.67	0.00	0.00	0.00	0.00	0.00	0.00	32.77
DEN	0.00	0.00	0.00	0.00	0.00	0.00	0.00	0.00	0.00	0.00	15.25	0.00	15.25	0.00	0.00	0.00	0.00	0.00	0.00	15.25
IDBI	0.00	0.00	0.00	0.00	0.00	0.00	0.00	0.00	0.00	0.00	28.80	2.00	30.80	0.00	0.00	24.00	0.00	0.00	24.00	54.80
IND	0.00	0.00	0.00	0.00	0.00	0.00	0.00	0.00	0.00	0.00	0.00	0.00	0.00	0.00	0.00	0.00	0.00	0.00	0.00	0.00
IOB	127.30	0.00	0.00	0.00	0.00	0.00	0.00	0.00	147.39	274.69	1627.22	0.00	1627.22	0.00	0.00	430.23	0.00	0.00	430.23	2332.14
PNB	12.00	3.00	1.00	1.00	28.00	3.00	0.00	0.00	0.00	48.00	8.00	4.00	12.00	0.00	3.00	5.00	0.00	0.00	8.00	68.00
PSB	0.00	0.00	0.00	0.00	0.00	0.00	0.00	0.00	0.00	0.00	0.00	30.77	30.77	0.00	0.00	0.00	0.00	0.00	0.00	30.77
SBI	30.94	0.00	25.82	0.00	108.53	87.80	508.40	0.00	0.00	761.49	64.96	43.32	108.28	0.00	74.26	908.07	0.00	0.00	982.33	1852.10
SYN	0.00	0.00	0.00	0.00	0.00	0.00	0.00	0.00	0.00	0.00	0.00	0.00	0.00	0.00	0.00	0.00	0.00	0.00	0.00	0.00
UBI	152.50	0.00	0.00	0.00	0.00	0.00	0.00	0.00	0.00	152.50	469.38	0.00	469.38	0.00	18.50	607.35	0.00	0.00	625.85	1247.73
UCO	21.51	0.00	0.00	0.00	0.00	0.00	0.00	0.00	37.74	59.25	202.01	0.00	202.01	0.00	0.00	194.89	0.00	0.00	194.89	456.15
UNI	0.00	0.00	0.00	0.00	0.00	0.00	0.00	0.00	0.00	0.00	11.46	0.00	11.46	0.00	0.00	19.14	0.00	0.00	19.14	30.60
Pulic Total	405.33	3.00	26.82	4.00	252.03	101.40	658.21	0.00	210.78	1661.57	2674.79	643.11	3317.90	0.00	119.64	2595.98	0.00	0.00	2715.62	7695.09
AXIS	741.29	0.00	0.00	0.00	0.00	0.00	0.00	0.00	0.00	741.29	619.73	0.00	619.73	0.00	0.00	260.97	4.21	0.00	265.18	1626.20
BANDHAN	0.00	40.35	1.10	0.00	6.44	41.69	0.00	0.00	0.00	89.58	2332.00	0.00	2332.00	0.00	0.00	0.00	0.00	0.00	0.00	2421.58
HDFC	200.92	0.00	0.00	0.00	0.00	0.00	157.49	0.00	0.00	358.41	2677.52	0.00	2677.52	0.00	0.00	151.76	0.00	0.00	151.76	3187.69
ICICI	0.00	0.00	0.00	0.00	0.00	0.00	0.00	0.00	0.00	0.00	0.00	0.00	0.00	0.00	0.00	157.18	0.00	0.00	157.18	157.18
INDUS	0.00	0.00	0.00	0.00	0.00	0.00	0.00	0.00	0.00	0.00	0.00	0.00	0.00	0.00	0.00	0.00	0.00	0.00	0.00	0.00
NESFB	0.00	0.00	0.00	0.00	0.00	0.00	0.00	0.00	0.00	0.00	0.00	0.00	0.00	0.00	0.00	0.00	0.00	0.00	0.00	0.00
YES	0.00	0.00	0.00	0.00	0.00	0.00	0.00	0.00	0.00	0.00	0.00	0.00	0.00	0.00	0.00	0.00	0.00	0.00	0.00	0.00
PrivateTotal	942.21	40.35	1.10	0.00	6.44	41.69	157.49	0.00	0.00	1189.28	5629.25	0.00	5629.25	0.00	0.00	569.91	4.21	0.00	574.12	7392.65
MRB	235.06	0.00	0.00	0.00	0.00	0.00	0.00	0.00	78.84	313.90	429.90	0.00	429.90	0.00	0.00	25.50	0.00	0.00	25.50	769.30
RRB Total	235.06	0.00	0.00	0.00	0.00	0.00	0.00	0.00	78.84	313.90	429.90	0.00	429.90	0.00	0.00	25.50	0.00	0.00	25.50	769.30
IUCB	0.00	0.00	0.00	0.00	0.00	0.00	0.00	0.00	0.00	0.00	0.00	58.00	58.00	0.00	0.00	40.00	0.00	0.00	40.00	98.00
MPCB	0.00	0.00	0.00	0.00	0.00	0.00	0.00	204.28	0.00	204.28	2.20	0.00	2.20	0.00	1.01	1.09	0.00	0.00	2.10	208.58
MSCB	0.00	0.00	74.30	0.00	134.97	293.00	0.00	0.00	0.00	502.27	289.25	0.00	289.25	0.00	0.00	42.00	0.00	0.00	42.00	833.52
MWCB	0.00	0.00	0.00	0.00	0.00	0.00	0.00	0.00	70.00	70.00	248.00	0.00	248.00	0.00	0.00	14.00	123.00	0.00	137.00	455.00
Co-op total	0.00	0.00	74.30	0.00	134.97	293.00	0.00	204.28	70.00	776.55	539.45	58.00	597.45	0.00	1.01	97.09	123.00	0.00	221.10	1595.10
Grand Total	1582.60	43.35	102.22	4.00	393.44	436.09	815.70	204.28	359.62	3941.30	9273.39	701.11	9974.50	0.00	120.65	3288.48	127.21	0.00	3536.34	17452.14

District-wise Performance Under Annual Credit Plan for FY 2019-20 as on 30.06.2019

Rs in lakhs

District Name	Crop Production	Water Resources	Farm	Plantation	Animal Husbandry	Fishery	Agri Others	Agri Infrastructure	Ancillary Activities	Agri Total	MSME Term	MSME Working	MSME Total	Export Credit	Education	Housing	Service Others	Social Infra	Services Total
Bishnupur	183.26	0	56	0	20	136.63	0	204.28	15.77	615.94	181.1	1.57	182.67	0	1.01	219.53	0	0	220.54
Chandel	0	0	0	0	0	0	0	0	0	0	0	0	0	0	6.64	0	0	0	6.64
Churachandpur	186.96	0	8.15	0	0	0	11.94	0	0.9	207.95	161.11	1	162.11	0	0	137.25	0	0	137.25
Imphaleast	302.84	0	9.67	0	21.1	47.5	54.59	0	33.59	469.29	560.44	64.61	625.05	0	7.38	511.51	2.99	0	521.88
Imphalwest	295.67	2.9	18.3	3	213.74	139.69	672.01	0	216.76	1562.07	5748.66	470.53	6219.19	0	97.62	1667.29	124.22	0	1889.13
Jiribam	0.18	39.45	1.1	0	4.4	0	0	0	0	45.13	1149.02	0	1149.02	0	0	15	0	0	15
Kakching	346.94	0	0	0	69.5	112.27	0	0	8.71	537.42	77.03	95.66	172.69	0	4	84.19	0	0	88.19
Kamjong	0	0	0	0	0	0	0	0	0	0	0	0	0	0	0	0	0	0	0
Kangpokpi	84.86	0	0	0	0	0	0	0	6.9	91.76	182.56	36.25	218.81	0	0	62.36	0	0	62.36
Noney	21.21	0	0	0	0	0	0	0	2	23.21	11.8	1.2	13	0	0	0	0	0	0
Pherzwal	0	0	0	0	0	0	0	0	0	0	0	0	0	0	0	0	0	0	0
Senapati	40.12	0	8	0	1.2	0	0	0	9.2	58.52	152.36	10.56	162.92	0	0	172.49	0	0	172.49
Tamenglong	7.2	0	0	0	0	0	0	0	0	7.2	30.06	3	33.06	0	3	30	0	0	33
Tengnoupal	8.28	0	0	0	0	0	3.4	0	0	11.68	55.35	10.4	65.75	0	0	47.53	0	0	47.53
Thoubal	102.89	1	1	1	20.5	0	73.76	0	64.33	264.48	896.9	2.49	899.39	0	1	333.33	0	0	334.33
Ukhrul	2.19	0	0	0	43	0	0	0	1.46	46.65	67	3.84	70.84	0	0	8	0	0	8
Total	1582.6	43.35	102.22	4	393.44	436.09	815.7	204.28	359.62	3941.3	9273.39	701.11	9974.5	0	120.65	3288.48	127.21	0	3536.34

Non Priority Sector Performance Report for FY 2019-20 as on 30.06.2019

Rs in lakhs

SI No.	Bank Name	Agri Disb No	Agri Disb Amt	Agri O/S No	Agri O/S Amt	Educ ation Disb No	Educ ation Disb Amt	Educ ation OS No	Educ ation OS Amt	Housin g Disb No	Housin g Disb Amt	Housin g OS No	Housin g OS Amt	Perso nal Loan Disb No	Personal Loan Disb Amt	Person al Loan OS No	Personal Loan OS Amt	Other Disb No	Other Disb Amt	Other OS No	Other OS Amt
1	ALB	0	0	0	0	0	0	3	47.74	1	25	43	1334.97	2	7	68	131.17	22	145.65	215	1047
2	BOB	0	0	0	0	0	0	0	0	0	0	0	0	0	0	0	0	0	0	0	7733.26
3	BOI	0	0	0	0	0	0	0	0	0	0	0	0	9	17.2	123	247.04	10	31.7	232	2431.88
4	BOM	0	0	0	0	0	0	0	0	0	0	29	787.53	0	0	0	0	8	46.11	55	237.38
5	CAN	0	0	0	0	0	0	0	0	4	80	21	410	11	55.5	396	1497	4	4.8	90	365
6	CBI	0	0	0	0	0	0	0	0	0	0	0	93.75	0	0	0	0	0	0	0	1507.93
7	DEN	0	0	0	0	0	0	0	0	0	0	0	0	0	0	0	0	2	1.01	0	91.44
8	IDBI	2	1.56	4	2.48	0	0	0	0	2	39	16	342.57	9	32.26	51	181	4	53.47	67	327.02
9	IND	0	0	0	0	0	0	0	0	0	0	0	0	0	0	3	2.59	0	0	0	38.33
10	IOB	0	0	0	0	0	0	0	0	0	84.64	0	1036.57	0	0	0	15.84	0	77.91	0	549.37
11	PNB	291	101	12368	1069.63	4	32	105	397	5	128	31	353.5	25	91	198	518.7	0	0	0	0
12	PSB	0	0	0	0	0	0	5	60.34	0	0	3	55.4	5	14	46	36.02	12	66.26	92	1089.92
13	SBI	2	80.86	2	76.86	19	21.67	14	47.74	93	2898.72	93	1383.2	5372	25660.43	55180	209077.77	581	882.34	864	1697.59
14	SYN	0	0	0	0	0	0	0	0	0	0	0	0	1	4.25	162	228.92	10	92.66	149	467.04
15	UBI	0	0	0	0	0	0	6	68.07	5	205.16	161	2791.06	646	2732.49	6375	21540.48	91	398.99	1176	7113.44
16	UCO	0	0	0	0	0	0	0	0	33	610.42	301	2245.57	19	120.4	338	896.86	5	20.97	472	2101.56
17	UNI	0	0	0	0	0	0	1	10.15	0	0	1	42.78	2	21.2	154	601.61	2	6.64	79	363.49
Public	Total	295	183	12374	1148.97	23	53.67	134	631.04	143	4070.94	699	10876.9	6101	28755.73	63094	234975	751	1828.51	3491	27161.65
1	AXIS	0	0	0	0	0	0	0	0	0	0	0	0	0	0	0	0	197	1764.4	4557	20270.59
2	BANDHAN	0	0	0	0	0	0	0	0	0	0	0	0	0	0	0	0	82	24.91	569	488.63
3	HDFC	0	0	0	0	0	0	0	0	0	0	0	0	310	1340.97	2829	8500.73	1949	4753.44	16991	23035.31
4	ICICI	0	0	0	0	0	0	0	0	8	154.5	52	915.38	0	0	0	0	1811	1962.69	2858	5757.15
5	INDUS	0	0	0	0	0	0	0	0	0	0	0	0	0	0	0	0	0	0	0	0
6	NESFB	0	0	0	0	0	0	0	0	0	0	0	0	0	0	0	0	0	0	3	12.5
7	YES	0	0	0	0	0	0	0	0	0	0	0	0	0	0	0	0	12	525.43	10	483.13
Private	Total	0	0	0	0	0	0	0	0	8	154.5	52	915.38	310	1340.97	2829	8500.73	4051	9030.87	24988	50047.31
1	MRB	0	0	0	0	0	0	0	0	0	0	0	0	0	0	0	0	45	141.65	0	1019.78
RRB	Total	0	0	0	0	0	0	0	0	0	0	0	0	0	0	0	0	45	141.65	0	1019.78
1	IUCB	0	0	0	0	0	0	0	0	0	0	0	0	0	0	0	0	68	244.82	685	1902.97
2	MPCB	0	0	0	0	0	0	0	0	0	0	0	0	0	0	0	0	0	0	0	12.63
3	MSCB	0	0	0	0	0	0	0	0	0	0	0	0	11	62.8	398	1244.98	95	247.38	2151	2255.2
4	MWCB	0	0	0	0	0	0	0	0	0	0	0	0	35	110.2	35	105.2	0	0	0	0
Co-op	Total	0	0	0	0	0	0	0	0	0	0	0	0	46	173	433	1350.18	163	492.2	2836	4170.8
Grand	Total	295	183	12374	1148.97	23	53.67	134	631.04	151	4225.44	751	11792.28	6457	30269.7	66356	244825.91	5010	11493.23	31315	82399.54

Financing Under MSME Sector for the FY2019-20 as on 30.06.2019

Sl No.	Bank Name	Achievement no. of Micro	Achievement amt of Micro	O/S No. of Micro	O/S Amt of Micro	Achievement No. of Small	Achievement Amt of Small	O/S No. of Small	O/S Amt of Small	Achievement No. of Medium	Achievement Amt of Medium	O/S No. of Medium	O/S Amt of Medium	Achievement during the Qtr	Total O/S at the end of Qtr
1	ALB	81	448.96	701	1487.14	3	65.00	68	1023.38	0	0.00	0	0.00	513.96	2510.52
2	BOB	1200	4300.00	1200	4300.00	537	950.00	537	950.00	853	1183.00	853	1183.00	6433	6433.00
3	BOI	5	11.27	860	2260.57	0	0.00	12	357.00	0	0.00	0	0.00	11.27	2617.57
4	BOM	5	15.20	59	129.04	3	40.00	20	216.35	0	0.00	1	449.79	55.2	795.18
5	CAN	39	159.00	993	1987.00	0	0.00	24	230.00	0	0.00	1	1.00	159	2218.00
6	CBI	0	0.00	0	3311.48	0	0.00	0	1262.22	0	0.00	0	0.00	0	4573.70
7	DEN	1	0.45	1	0.44	6	1.08	6	1.07	0	0.00	0	0.00	1.53	1.51
8	IDBI	39	49.08	340	1715.36	1	5.00	5	24.48	0	0.00	0	0.00	54.08	1739.84
9	IND	0	0.00	6	8.00	0	0.00	0	0.00	0	0.00	0	0.00	0	8.00
10	IOB	0	89.41	0	1408.61	0	100.00	0	218.61	0	0.00	0	0.00	189.41	1627.22
11	PNB	5	15.00	25	33.00	5	22.00	20	33.00	0	0.00	0	0.00	37	66.00
12	PSB	22	68.90	761	2526.36	0	0.00	17	411.55	0	0.00	2	3.76	68.9	2941.67
13	SBI	592	373.21	4892	10233.61	53	483.45	480	13381.84	3	129.94	26	3706.35	986.6	27321.80
14	SYN	2	12.00	58	164.51	8	7.44	0	0.00	0	0.00	0	0.00	19.44	164.51
15	UBI	154	206.07	4255	4865.61	4	265.00	238	7758.27	0	0.00	5	1705.59	471.07	14329.47
16	UCO	118	234.26	2507	4241.72	0	0.00	10	494.29	0	0.00	0	0.00	234.26	4736.01
17	UNI	7	11.46	81	117.13	0	0.00	17	34.50	0	0.00	1	74.48	11.46	226.11
Public	Total	2270	5994.27	16739	38789.58	620	1938.97	1454	26396.56	856	1312.94	889	7123.97	9246.18	72310.11
1	AXIS	8	56.46	88	1124.43	2	179.48	17	1896.90	24	354.55	23	600.86	590.49	3622.19
2	BANDHAN	3708	2332.20	21226	7553.28	291	163.10	3487	817.74	0	0.00	0	0.00	2495.3	8371.02
3	HDFC	1142	1896.88	5191	4765.52	35	640.38	600	4477.12	2	140.26	46	912.05	2677.52	10154.69
4	ICICI	16	244.62	114	1428.24	2	25.00	18	259.28	0	0.00	0	0.00	269.62	1687.52
5	INDUS	0	0.00	0	0.00	0	0.00	0	0.00	0	0.00	0	0.00	0	0.00
6	NESFB	222	81.80	11108	2292.00	0	0.00	0	0.00	0	0.00	0	0.00	81.8	2292.00
7	YES	0	0.00	0	0.00	0	0.00	0	0.00	0	0.00	0	0.00	0	0.00
Private	Total	5096	4611.96	37727	17163.47	330	1007.96	4122	7451.04	26	494.81	69	1512.91	6114.73	26127.42
1	MRB	321	316.95	6874	4608.85	2	47.00	57	1222.62	0	0.00	0	0.00	363.95	5831.47
RRB	Total	321	316.95	6874	4608.85	2	47.00	57	1222.62	0	0.00	0	0.00	363.95	5831.47
1	IUCB	0	0.00	0	0.00	2	58.00	196	1492.15	0	0.00	0	0.00	58	1492.15
2	MPCB	8	2.04	8	2.20	0	0.00	0	0.00	0	0.00	0	0.00	2.04	2.20
3	MSCB	27	159.00	448	759.38	0	0.00	0	0.00	0	0.00	0	0.00	159	759.38
4	MWCB	0	0.00	0	0.00	496	260.20	496	238.32	0	0.00	0	0.00	260.2	238.32
Grand	Total	7722	11084.22	61796	61323.48	1450	3312.13	6325	36800.69	882	1807.75	958	8636.88	16204.1	106761.05

Bank-wise MUDRA report for the FY 2019-20 as on 30.06.2019

SI No.	BANK NAME	CY.SI SHU NO	CY.SIS HU AMT	SISHU O/S no	SISHU O/S Amount	CY.KISH ORE NO	CY.KISH ORE AMT	KISHOR E O/S no	KISHOR E O/S Amount	CY.TAR UN NO	CY.TAR UN AMT	TARUN O/S no	TARUN O/S Amount	TOTAL AC	TOTAL AMT(SAN CTIONED)	TOTAL O/S AC	TOTAL O/S AMT
1	ALB	3	1.45	278	120.71	16	42.70	291	743.59	1	9.50	61	520.98	20	53.65	630	1385.28
2	BOB	370	525.34	370	525.34	85	55.00	85	55.00	20	25.00	20	25.00	475	605.34	475	605.34
3	BOI	13	6.90	156	51.85	14	36.90	264	547.16	2	11.00	75	498.43	29	54.80	495	1097.44
4	BOM	2	1.00	30	9.70	0	0.00	6	13.48	0	0.00	17	142.75	2	1.00	53	165.93
5	CAN	24	9.70	139	38.10	17	38.80	377	726.00	14	127.00	97	703.60	55	175.50	613	1467.70
6	CBI	13	5.95	0	0.00	12	26.40	0	0.00	0	0.00	0	0.00	25	32.35	0	0.00
7	DEN	1	0.45	8	2.10	7	1.08	11	14.23	0	0.00	0	0.00	8	1.53	19	16.33
8	IDBI	3	1.50	13	6.50	2	5.62	41	98.09	0	0.00	13	117.99	5	7.12	67	222.58
9	IND	0	0.00	0	0.00	1	0.70	6	8.33	0	0.00	0	0.00	1	0.70	6	8.33
10	IOB	0	0.00	0	6.93	4	8.00	0	454.09	0	0.00	0	0.00	4	8.00	0	461.02
11	PNB	0	0.00	0	0.00	0	0.00	0	0.00	0	0.00	0	0.00	0	0.00	0	0.00
12	PSB	8	4.00	91	24.51	3	1.71	58	75.29	1	5.04	2	13.89	12	10.75	151	113.69
13	SBI	92	39.52	1864	889.37	65	171.16	1370	3397.75	121	975.56	406	3374.16	278	1186.24	3640	7661.28
14	SYN	5	3.00	59	27.56	10	21.23	103	310.77	0	0.00	23	179.80	15	24.23	185	518.13
15	UBI	42	18.85	1149	288.25	89	166.99	1106	1630.47	5	107.05	63	664.24	136	292.89	2318	2582.96
16	UCO	10	4.57	1081	341.58	20	40.46	589	1091.83	6	20.42	102	376.58	36	65.45	1772	1809.99
17	UNI	0	0.00	6	2.23	6	9.97	87	96.05	0	0.00	3	13.53	6	9.97	96	111.81
Public	Total	586	622.23	5244	2334.73	351	626.72	4394	9262.13	170	1280.57	882	6630.95	1107	2529.52	10520	18227.81
1	AXIS	0	0.00	0	0.00	0	0.00	0	0.00	0	0.00	0	0.00	0	0.00	0	0.00
2	BANDHAN	0	0.00	0	0.00	0	0.00	0	0.00	0	0.00	0	0.00	0	0.00	0	0.00
3	HDFC	922	263.38	922	255.36	166	142.90	166	138.15	4	27.21	4	25.79	1092	433.49	1092	419.30
4	ICICI	236	83.01	0	0.00	2	9.88	0	0.00	7	50.46	0	0.00	245	143.35	0	0.00
5	INDUS	0	0.00	0	0.00	0	0.00	0	0.00	0	0.00	0	0.00	0	0.00	0	0.00
6	NESFB	0	0.00	0	0.00	0	0.00	0	0.00	0	0.00	0	0.00	0	0.00	0	0.00
7	YES	0	0.00	0	0.00	0	0.00	0	0.00	0	0.00	0	0.00	0	0.00	0	0.00
Private	Total	1158	346.39	922	255.36	168	152.78	166	138.15	11	77.67	4	25.79	1337	576.84	1092	419.30
1	MRB	278	130.81	0	0.00	289	447.23	0	0.00	10	83.40	0	0.00	577	661.44	0	0.00
RRB	Total	278	130.81	0	0.00	289	447.23	0	0.00	10	83.40	0	0.00	577	661.44	0	0.00
1	IUCB	0	0.00	0	0.00	0	0.00	0	0.00	0	0.00	0	0.00	0	0.00	0	0.00
2	MPCB	0	0.00	0	0.00	0	0.00	0	0.00	0	0.00	0	0.00	0	0.00	0	0.00
3	MSCB	0	0.00	0	0.00	0	0.00	0	0.00	0	0.00	0	0.00	0	0.00	0	0.00
4	MWCB	4	2.00	4	2.00	3	7.17	3	7.17	0	0.00	0	0.00	7	9.17	7	9.17
Grand	Total	2026	1101.43	6170	2592.09	811	1233.90	4563	9407.45	191	1441.64	886	6656.74	3028	3776.97	11619	18656.28

District-wise MUDRA report for the FY 2019-20 as on 31.03.2019

Sl No.	District Name	CY. SISHU NO	CY.SISHU AMT	SISHU O/S no	SISHU O/S AMT	CY. KISHORE NO	CY.KISHORE AMT	KISHORE O/S no	KISHORE O/S Amount	CY. TARUN NO	CY.TARUN AMT	TARUN O/S no	TARUN O/S Amount	TOTAL SANCAC	TOTAL SANC AMT	TOTAL O/S AC	TOTAL O/S AMT
1	Bishnupur	28	13.46	568	158.86	62	105.76	287	466.43	3	24.69	18	138.84	93	143.91	873	764.13
2	Chandel	0	0	108	32.22	0	0	245	453.52	0	0	6	42.63	0	0	359	528.37
3	Churachandpur	171	55.82	591	262.51	18	31.13	319	677.65	5	44.15	46	359.9	194	131.1	956	1300.06
4	Imphaleast	803	263.41	1524	496.88	144	196.7	529	894.71	19	150.82	122	882.92	966	610.93	2175	2274.51
5	Imphalwest	829	681.01	2118	1210.29	301	410.12	1248	2784.35	129	987.39	475	3828.75	1259	2078.52	3841	7823.39
6	Jiribam	6	1.7	88	21.38	2	6.7	11	29.44	0	0	3	14.7	8	8.4	102	65.52
7	Kakching	21	10.16	290	98.23	63	122.78	467	861.58	6	45	37	293.44	90	177.94	794	1253.25
8	Kamjong	0	0	87	42.49	0	0	20	48.91	0	0	0	0	0	0	107	91.4
9	Kangpokpi	0	0	66	23.87	0	0	178	505.48	1	9.5	11	102.24	1	9.5	255	631.59
10	Noney	4	2	18	8.88	26	31.07	20	43.18	0	0	1	10	30	33.07	39	62.06
11	Pherzwal	4	2	4	1.95	0	0	0	0	0	0	0	0	4	2	4	1.95
12	Senapati	12	6	186	87.09	41	91.31	498	1162.82	2	10.6	40	400.33	55	107.91	724	1650.24
13	Tamenglong	12	4.2	160	38.46	10	20.46	155	224.56	6	48	15	94	28	72.66	330	357.02
14	Tengnoupal	25	11.25	114	42.73	24	36.6	225	317.08	4	6.94	62	134.48	53	54.79	401	494.29
15	Thoubal	98	44.32	143	38.35	109	161.96	243	733.58	3	20.22	16	106.08	210	226.5	402	878.01
16	Ukhrul	13	6.1	105	27.9	11	19.31	118	204.16	13	94.33	34	248.43	37	119.74	257	480.49
Grand Total		2026	1101.43	6170	2592.09	811	1233.9	4563	9407.45	191	1441.64	886	6656.74	3028	3776.97	11619	18656.28

Stand Up India (SUI) report for Manipur as on 30.06.2019

(Rs in Lakhs)

Category		SC		ST		Woman	
SI No.	BANK NAME	Number	O/S Amt	Number	O/S Amt	Number	O/S Amt
1	ALB	0	0	3	62.43	2	35
2	BOB	0	0	0	0	10	60
3	BOI	0	0	0	0	1	9.7
4	BOM	1	5.99	0	0	0	0
5	CAN	0	0	0	0	0	0
6	CBI	0	0	0	0	0	0
7	DEN	0	0	0	0	0	0
8	IDBI	0	0	0	0	0	0
9	IND	0	0	0	0	0	0
10	IOB	0	0	0	0	0	0
11	PNB	0	0	0	0	0	0
12	PSB	0	0	0	0	0	0
13	SBI	9	78.56	5	87.55	17	280.69
14	SYN	0	0	0	0	0	0
15	UBI	0	0	0	0	0	0
16	UCO	0	0	3	28.00	0	0
17	UNI	0	0	0	0	0	0
Public	Total	10	84.55	11	177.98	30	385.39
1	AXIS	0	0	0	0	0	0
2	BANDHAN	0	0	0	0	0	0
3	HDFC	0	0	0	0	2	24.38
4	ICICI	0	0	0	0	0	0
5	INDUS	0	0	0	0	0	0
6	NESFB	0	0	0	0	0	0
7	YES	0	0	0	0	0	0
Private	Total	0	0	0	0	2	24.38
1	MRB	0	0	0	0	1	22.00
RRB	Total	0	0	0	0	1	22.00
1	IUCB	0	0	0	0	0	0
2	MPCB	0	0	0	0	0	0
3	MSCB	0	0	0	0	0	0
4	MWCB	0	0	0	0	1	20.00
Co-Op	Total	0	0	0	0	1	20.00
Grand	Total	10	84.55	11	177.98	34	451.77

Education loan Scheme for the FY 2019-20 as on 30.06.2019

Rs in Lakhs										
SI No	Bank Name	Target Amount	Sanction No	Sanctioned Amount	Disbursed No	Disbursed Amount	O/S No	O/S Amount	NPA No	NPA Amount
1	ALB	0	1	2.4	1	0.82	20	131.72	1	0.95
2	BOB	198.95	30	223.25	30	223.25	40	223.25	0	0
3	BOI	0	1	0.27	1	0.27	18	49.52	2	6.87
4	BOM	8	0	0	0	0	12	71.05	0	0
5	CAN	0	7	21.47	7	10.5	65	199	7	24.71
6	CBI	0	0	0	0		0	129.84	0	0
7	DEN	7	0	0	0	0	0	0	0	0
8	IDBI	0	0	0	0	0	12	46.99	1	3.72
9	IND	30	0	0	0	0	0	0	0	0
10	IOB	0	0	0	0		0	10.35	0	3.42
11	PNB	0	0	0	0	0	205	755	0	0
12	PSB	0	0	0	0	0	19	101.57	2	18.59
13	SBI	1576.1	19	74	19	22	348	1317.51	14	53
14	SYN	0	1	2	1	0.7	12	33.18	0	0
15	UBI	0	3	18.5	3	18.5	74	354.31	0	0
16	UCO	0	0	0	0	0	38	172.84	9	33.75
17	UNI	8	0	0	0	0	1	10.15	0	0
Public	Total	1828.05	62	341.89	62	276.04	864	3606.28	36	145.01
1	HDFC	19.9	0	0	0	0	0	0	0	0
2	ICICI	0	0	0	0		0	0	0	0
3	INDUS	0	0	0	0	0	1	1.85	0	0
4	AXIS	0	0	0	0		0	0	0	0
5	YES	0	0	0	0	0	0	0	0	0
6	BANDHAN	0	0	0	0	0	0	0	0	0
7	NESFB	0	0	0	0		0	0	0	0
Private	Total	19.9	0	0	0	0	1	1.85	0	0
1	MRB	184	0	0	0	0	3	10.95	0	0
RRB	Total	184	0	0	0	0	3	10.95	0	0
1	IUCB	108	0	0	0	0	1	2	1	2
2	MPCB	25	0	0	0	0	2	1.01	2	0.56
3	MSCB	0	0	0	0	0	0	0	0	0
4	MWCB	7	0	0	0	0	0	0	0	0
Co-op	Total	140	0	0	0	0	3	3.01	3	2.56
Grand	Total	2171.95	62	341.89	62	276.04	871	3622.09	39	147.57

MIS Report (Priority Sector) on Education, Housing and Others for FY2019-20 as on 30.06.2019

Rs. in lakhs

SI No.	Bank Name	Edu Target Amt	Edu Achv No	Edu Achv Amt	Edu OS No	Edu OS Amt	HL Target Amt	HL Achv No	HL Achv Amt	HL OS No	HL OS Amt	Other Target Amt	Other Achv No	Other Achv Amt	Other OS No	Other OS Amt	Total Target Amt	Total Achv No	Total Achv Amt	Total OS No	Total OS Amt
1	ALB	0	1	2.4	17	83.98	0	4	71.5	71	927.64	0	0	0	0	0	0	5	73.9	88	1011.62
2	BOB	198.95	30	223.25	40	223.25	1070.65	155	5242.38	325	5242.38	295.5	0	1570.75	185	1570.75	1565.1	185	7036.38	550	7036.38
3	BOI	0	1	0.27	18	49.52	0	34	267.81	178	2196.94	0	1	5	0	0	0	36	273.08	1882	2246.46
4	BOM	8	1	0	12	71.05	40	4	0	14	213.96	10	0	0	0	0	58	5	0	26	285.01
5	CAN	0	7	21.5	65	199	0	4	99	110	892.5	0	6	0.9		5.1	0	17	121.4	200	1096.6
6	CBI	0	0	0	0	129.84	0	0	0	0	523.14	0	0	0	0	1076.49	0	0	0	0	1729.47
7	DEN	7	0	0	0	0	9	0	0	0	0	10	0	0	23	34.79	26	0	0	0	34.79
8	IDBI	0	0	0	12	46.99	0	5	43.65	62	677.82	0	17	126.29	136	853.06	0	22	169.94	210	1577.87
9	IND	21	0	0	0	0	18	0	66	3	60.77	10	0	0		3.68	49	0	66	3	64.45
10	IOB	0	0	0	0	10.35	0	0	0	0	429.76	0	0	0	0	0	0	0	0	0	440.11
11	PNB	0	2	16	100	358	0	4	89	24	225	0	0	0	315	270.7	0	6	105	124	853.7
12	PSB	0	0	0	14	41.23	0	7	49.92	177	1484.1	0	1	2.12	0	2866.16	0	8	52.04	198	4391.49
13	SBI	1576.1	8	74.26	334	1269.77	11080.6	56	908.07	1884	19646.56	0	0	0	0	0	12656.7	64	982.33	2218	20916.33
14	SYN	0	1	0.7	12	33.18	0	0	0	3	31.01	0	0	0	0	0	0	1	0.7	15	64.19
15	UBI	0	3	18.5	68	286.24	0	36	607.35	1722	15549.77	0	95	273.89	2414	3500.8	0	134	899.74	4204	19336.81
16	UCO	0	0	0	38	172.84	0	19	373.4	457	4395.94	0	0	0		481.36	0	19	373.4	495	5050.14
17	UNI	8	0	0	0	0	41	2	19.14	8	111.39	10	0	0	3	5.08	59	2	19.14	11	116.47
Public	Total	1819.05	54	356.88	730	2975.24	12259.25	330	7837.22	5038	52608.68	335.5	120	1978.95	3076	10667.97	14413.8	504	10173.05	10224	66251.89
1	AXIS	249.2	0	0	0	0	1123.4	248	260.97	1645	2041.23	213.5	10	4.21	1063	7576.43	1586.1	258	265.18	2708	9617.66
2	BANDHAN	0	0	0	0	0	0	0	0	0	0	0	82	24.91	569	90.78	0	82	24.91	569	90.78
3	HDFC	0	0	0	1	1.85	0	141	151.76	434	486.25	0	0	0	0	0	0	141	151.76	435	488.1
4	ICICI	0	0	0	0	0	0	0	2.68	2	32.58	0	0	0	0	0	0	0	2.68	2	32.58
5	INDUS	0	0	0	0	0	0	0	0	0	0	0	0	0	0	0	0	0	0	0	0
6	NESFB	0	0	0	0	0	0	0	0	0	0	0	0	0	10	1.93	0	0	0	0	1.93
7	YES	0	0	0	0	0	0	0	0	0	0	0	0	0	0	0	0	0	0	0	0
Private	Total	249.2	0	0	1	1.85	1123.4	389	415.41	2081	2560.06	213.5	92	29.12	1642	7669.14	1586.1	481	444.53	3714	10231.05
1	MRB	184	0	0	3	10.95	570	4	25.5	124	911.45	178	0	0	21	57.59	932	4	25.5	148	979.99
RRB	Total	184	0	0	3	10.95	570	4	25.5	124	911.45	178	0	0	21	57.59	932	4	25.5	148	979.98
1	IUCB	108	0	0	1	2	412	1	40	1009	1411.2	79	21	279	847	5803.8	599	22	319	1857	7217
2	MPCB	25	2	0.9	2	1.01	35	2	0.85	2	1.1	120	71	77.11	71	60.73	180	75	78.86	75	62.84
3	MSCB	0	0	0	0	0	0	9	148.25	73	682.52	0	23	77.5	283	395.12	0	32	225.75	356	1077.64
4	MWCB	7	0	0	0	0	27	3	73.31	14	73.3	10	123	366.35	123	366.35	44	126	439.66	137	439.65
Co-op	Total	140	2	0.9	3	3.01	474	15	262.41	1098	2168.12	209	238	799.96	1324	6626.00	823	255	1063.27	2425	8797.13
Grand	Total	2392.25	56	357.78	737	2991.05	14426.65	738	8540.54	8341	58248.31	936	450	2808.03	6063	25020.7	17754.9	1244	11706.35	16511	86260.05

Bank-wise Housing (Overall) Report for the FY2019-20 as on 30.06.2019

(Rs in Lakhs)									
SI No.	Bank Name	Urban Number	Urban Amount	Semi Urban Number	Semi Urban Amount	Rural Number	Rural Amount	Total Number	Total Amount
1	ALB	76	1469.44	10	116.43	27	667.25	113	2253.12
2	BOB	195	3669.66	110	1048.47	20	524.23	325	5242.36
3	BOI	2	30	11	166.8	3	60	16	256.8
4	BOM	43	1001.49	0	0	0	0	43	1001.49
5	CAN	77	700	10	134.5	40	404.5	127	1239
6	CBI	0	510.49	0	0	0	12.65	0	523.14
7	DEN	0	0	0	0	0	0	0	0
8	IDBI	54	660.68	0	0	27	347.51	81	1008.19
9	IND	0	0	0	0	0	0	0	0
10	IOB	0	343.54	0	86.69	0	0	0	430.23
11	PNB	4	57.54	2	34	0	0	6	91.54
12	PSB	146	1219.54	0	0	33	319.97	179	1539.51
13	SBI	1114	16034.75	1046	17536.71	757	13074.16	2917	46645.62
14	SYN	3	31.01	0	0	0	0	3	31.01
15	UBI	1517	14614.8	358	3733.4	14	144.7	1889	18492.9
16	UCO	126	1870.34	166	1448.17	222	2209.56	514	5528.07
17	UNI	9	154.17	0	0	0	0	9	154.17
Public	Total	3366	42367.45	1713	24305.17	1143	17764.53	6222	84437.15
1	AXIS	0	0	248	260.97	0	0	248	260.97
2	BANDHAN	0	0	0	0	0	0	0	0
3	HDFC	113	123.06	6	7.09	22	21.61	141	151.76
4	ICICI	54	947.95	0	0	0	0	54	947.95
5	INDUS	0	0	0	0	0	0	0	0
6	NESFB	0	0	0	0	0	0	0	0
7	YES	0	0	0	0	0	0	0	0
Private	Total	167	1071.01	254	268.06	22	21.61	443	1360.68
1	MRB	0	0	0	0	0	0	0	0
RRB	Total	0	0	0	0	0	0	0	0
1	IUCB	1	40	0	0	0	0	1	40
2	MPCB	0	0	0	0	0	0	0	0
3	MSCB	41	344.07	23	188.73	8	133.08	72	665.88
4	MWCB	14	73.31	0	0	0	0	14	73.31
Co-Op	Total	56	457.38	23	188.73	8	133.08	87	779.19
Grand	Total	3589	43895.84	1990	24761.96	1173	17919.22	6752	86577.02

District-wise Housing (Overall) Report for the FY2019-20 as on 30.06.2019

(Rs in Lakhs)

SI No.	District Name	Urban Number	Urban Amount	Semi Urban Number	Semi Urban Amount	Rural Number	Rural Amount	Total Number	Total Amount
1	Bishnupur	0	0	332	3988.79	33	319.91	365	4308.7
2	Chandel	0	0	4	71.92	90	1081.77	94	1153.69
3	Churachandpur	0	0	426	6700.49	192	2029.27	618	8729.76
4	Imphaleast	273	2932.69	113	149.95	325	5472.74	711	8555.38
5	Imphalwest	3316	40963.15	696	7807.33	105	1793.64	4117	50564.12
6	Jiribam	0	0	0	0	9	34.05	9	34.05
7	Kakching	0	0	212	3195.51	0	0	212	3195.51
8	Kamjong	0	0	0	0	0	0	0	0
9	Kangpokpi	0	0	0	0	117	2107.58	117	2107.58
10	Noney	0	0	0	0	0	0	0	0
11	Pherzwal	0	0	0	0	0	0	0	0
12	Senapati	0	0	0	0	261	4543.36	261	4543.36
13	Tamenglong	0	0	4	77.13	0	0	4	77.13
14	Tengnoupal	0	0	23	236.42	41	536.9	64	773.32
15	Thoubal	0	0	171	2397.97	0	0	171	2397.97
16	Ukhrul	0	0	9	136.45	0	0	9	136.45
Grand	Total	3589	43895.84	1990	24761.96	1173	17919.22	6752	86577.02

Financial Position Under Rural Housing for the year 2019-20 Quarter 1					
(Rs in Lakhs)					
SI No.	Bank Name	Number Of Account	Total Outstanding	Number of Loan Granted During the Year	Amount of Loan Granted During the Year
1	ALB	27	667.25	0	0
2	BOB	20	524.23	20	524.23
3	BOI	0	0	0	0
4	BOM	0	0	0	0
5	CAN	36	367	3	69
6	CBI	0	0	0	0
7	DEN	0	0	0	0
8	IDBI	55	710.9	4	42.4
9	IND	0	0	0	0
10	IOB	0	17	0	0
11	PNB	2	55	2	55
12	PSB	0	0	0	0
13	SBI	757	13074.16	757	13074.16
14	SYN	0	0	0	0
15	UBI	0	0	0	0
16	UCO	1	4.03	1	4.03
17	UNI	0	0	0	0
Public	Total	898	15419.57	787	13768.82
1	HDFC	0	0	0	0
2	ICICI	0	0	0	0
3	INDUS	0	0	0	0
4	AXIS	0	0	0	0
5	YES	0	0	0	0
6	BANDHAN	0	0	0	0
7	NESFB	0	0	0	0
Private	Total	0	0	0	0
1	MRB	0	0	0	0
RRB	Total	0	0	0	0
1	IUCB	0	0	0	0
2	MPCB	0	0	0	0
3	MSCB	0	0	0	0
4	MWCB	0	0	0	0
Co-op	Total	0	0	0	0
Grand	Total	898	15419.57	787	13768.82

Bank-wise PMAY report for the FY 2019-20 as on 30.06.2019

(Rs in Lakhs)

SI No.	Bank Name	Total Housing Loan No	Total Housing Loan Amt	Eligible under PMAY No	Eligible under PMAY Amt	Disbursed under PMAY no	Disbursed under PMAY Amt	PMAY Outstanding Nos	PMAY Outstanding Amt
1	ALB	113	2253.12	0	0	0	0	0	0
2	BOB	0	0	0	0	0	0	0	0
3	BOI	33	267.81	0	0	0	0	0	0
4	BOM	43	1001.49	0	0	0	0	0	0
5	CAN	8	214	0	0	0	0	3	26
6	CBI	0	0	0	0	0	0	0	0
7	DEN	0	0	0	0	0	0	0	0
8	IDBI	0	0	0	0	0	0	0	0
9	IND	3	60.77	0	0	0	0	1	15.1
10	IOB	0	0	0	0	0	0	0	17
11	PNB	2	55	0	0	0	0	0	0
12	PSB	0	0	0	0	0	0	0	0
13	SBI	2917	46645.61	0	0	0	0	3	45.28
14	SYN	3	31.01	0	0	0	0	0	0
15	UBI	0	0	0	0	0	0	0	0
16	UCO	479	5027.52	1	4	1	4	1	4.03
17	UNI	0	0	0	0	0	0	0	0
Public	Total	3601	55556.33	1	4	1	4	8	107.41
1	AXIS	248	260.97	0	0	0	0	0	0
2	BANDHAN	0	0	0	0	0	0	0	0
3	HDFC	141	151.76	0	0	0	0	0	0
4	ICICI	0	0	0	0	0	0	0	0
5	INDUS	0	0	0	0	0	0	0	0
6	NESFB	0	0	0	0	0	0	0	0
7	YES	0	0	0	0	0	0	0	0
Private	Total	389	412.73	0	0	0	0	0	0
1	MRB	61	450.77	1	9.8	1	9.8	1	7.98
RRB	Total	61	450.77	1	9.8	1	9.8	1	7.98
1	IUCB	0	0	0	0	0	0	0	0
2	MPCB	0	0	0	0	0	0	0	0
3	MSCB	0	0	0	0	0	0	0	0
4	MWCB	0	0	0	0	0	0	0	0
Co-Op	Total	0	0	0	0	0	0	0	0
Grand	Total	4051	56419.83	2	13.8	2	13.8	9	115.39

District-wise PMAY report for the FY 2019-20 as on 30.06.2019

(Rs in Lakhs)

SI No.	District Name	Total Housing Loan No	Total Housing Loan Amt	Eligible under PMAY No	Eligible under PMAY Amt	Disbursed under PMAY no	Disbursed under PMAY Amt	PMAY Outstanding Nos	PMAY Outstanding Amt
1	Bishnupur	326	3876.71	0	0	0	0	0	0
2	Chandel	94	1153.69	0	0	0	0	0	0
3	Churachandpur	445	6950.36	0	0	0	0	1	10
4	Imphaleast	448	5506.14	0	0	0	0	2	16
5	Imphalwest	2130	28367.98	1	9.8	1	9.8	5	68.36
6	Jiribam	0	0	0	0	0	0	0	0
7	Kakching	132	2454.86	1	4	1	4	1	4.03
8	Kamjong	0	0	0	0	0	0	0	0
9	Kangpokpi	115	2081	0	0	0	0	0	0
10	Noney	0	0	0	0	0	0	0	0
11	Pherzwal	0	0	0	0	0	0	0	0
12	Senapati	221	3932.16	0	0	0	0	0	0
13	Tamenglong	1	30	0	0	0	0	0	0
14	Tengnoupal	44	582.88	0	0	0	0	0	0
15	Thoubal	89	1430.12	0	0	0	0	0	17
16	Ukhrul	6	53.93	0	0	0	0	0	0
Grand	Total	4051	56419.83	2	13.8	2	13.8	9	115.39

Details of Agriculture Loan for FY 2019-2020 as on 30.06.2019

Rs. In Lakhs								
SI No.	Bank Name	No. of A/C	Total O/S	Demand Raised	Recovery		Overdues	GrossNPA
					Amount	%	Amount	Amount
1	ALB	636	1192.08	190.03	122.65	65	67.38	67.38
2	BOB	0	1464.89	0	0		0	0
3	BOI	653	823.73	64.09	0	0	64.09	64.09
4	BOM	3	11.02	0	0		0	0
5	CAN	557	615.4	218	3.57	2	214.43	222.84
6	CBI	0	1309.2	0	0		0	0
7	DEN	0	0	0	0		0	0
8	IDBI	1298	1071.28	20.95	16.3	78	4.65	713.06
9	IND	0	5.36	0	0		0	0
10	IOB	0	274.69	82.74	1	1	81.74	82.74
11	PNB	21541	7809.36	175.52	20.25	12	155.27	536.1
12	PSB	100	217.8	44.75	0	0	44.75	44.75
13	SBI	3729	3666.48	1225.8	330.2	27	895.6	831.48
14	SYN	16	32.87	8.23	8.23	100	0	8.23
15	UBI	4401	7902.55	0	0		0	0
16	UCO	1702	2201.05	386.68	29	7	357.68	386.68
17	UNI	6	5.12	0	0		0	0
Public	Total	34642	28602.88	2416.79	531.2	22	1885.59	2957.35
4	AXIS	3971	5696.24	35.9	16.09	45	19.81	0
6	BANDHAN	1913	708.72	0	0		0	0
1	HDFC	775	1450.45	129.85	103.92	80	25.93	30.12
2	ICICI	5830	7495.55	0	0		0	0
3	INDUS	0	0	0	0		0	0
7	NESFB	213	38.63	0	0		0	0
5	YES	0	0	0	0		0	0
Private	Total	12702	15389.59	165.75	120.01	72	45.74	30.12
1	MRB	12697	5542.45	139.29	0	0	139.29	905.75
RRB	Total	12697	5542.45	139.29	0	0	139.29	905.75
1	IUCB	50	63.36	62.03	1.4	2	60.63	62.03
2	MPCB	185	204.28	126.07	121.84	97	4.23	0
3	MSCB	2232	2213.38	642.36	115.27	18	527.09	515.71
4	MWCB	70	182.53	48.2	30.9	64	17.3	20.01
Co-op	Total	2537	2663.55	878.66	269.41	181	609.25	597.75
Grand	Total	49876	52198.47	3600.49	920.62	26	2679.87	4490.97

Bank-wise KCC report for the FY2019-20 as on 30.06.2019

(Rs in Lakhs)

SI No.	Bank Name	Current Year Number of Cards issued	Current Year Limit Sanctioned	O/S Position Number of Cards issued	O/S Position Limit Sanctioned
1	ALB	2	3.50	533	305.26
2	BOB	15	10.00	10	25.00
3	BOI	14	8.07	299	160.17
4	BOM	0	0.00	0	0.00
5	CAN	27	13.30	441	284.80
6	CBI	3	1.50	0	0.00
7	DEN	0	0.00	0	0.00
8	IDBI	1	1.00	1072	722.04
9	IND	0	0.00	0	0.00
10	IOB	10	11.00	0	0.00
11	PNB	20	1.60	9035	4517.50
12	PSB	2	9.50	21	37.81
13	SBI	45	39.53	2850	1722.62
14	SYN	0	0.00	0	0.00
15	UBI	16	9.37	883	335.36
16	UCO	24	25.36	1227	1121.89
17	UNI	0	0.00	0	0.00
Public	Total	179	133.73	16371	9232.45
1	AXIS	0	0.00	0	0.00
2	BANDHAN	0	0.00	0	0.00
3	HDFC	213	321.15	773	1404.14
4	ICICI	0	0.00	41	30.41
5	INDUS	0	0.00	0	0.00
6	NESFB	0	0.00	0	0.00
7	YES	0	0.00	0	0.00
Private	Total	213	321.15	814	1434.55
1	MRB	106	40.22	8941	2954.63
RRB	Total	106	40.22	8941	2954.63
1	IUCB	0	0.00	0	0.00
2	MPCB	0	0.00	0	0.00
3	MSCB	0	0.00	709	118.59
4	MWCB	0	0.00	0	0.00
Co-Op	Total	0	0.00	709	118.59
Grand	Total	498	495.10	26835	13740.22

District-wise KCC report for the FY2019-20 as on 30.06.2019					
(Rs in Lakhs)					
SI No.	District Name	Current Year Number of Cards issued	Current Year Limit Sanctioned	O/S Position Number of Cards issued	O/S Position Limit Sanctioned
1	Bishnupur	45	24.55	4259	1628.34
2	Chandel	0	0.00	140	117.26
3	Churachandpur	45	29.14	1314	817.08
4	Imphaleast	153	202.73	4848	2435.49
5	Imphalwest	79	83.54	9989	5490.99
6	Jiribam	0	0.00	44	12.53
7	Kakching	7	7.50	839	347.13
8	Kamjong	0	0.00	265	193.00
9	Kangpokpi	10	11.00	576	308.97
10	Noney	0	0.00	3	0.73
11	Pherzwal	0	0.00	0	0.00
12	Senapati	58	40.93	1316	846.83
13	Tamenglong	9	4.50	68	25.41
14	Tengnoupal	5	3.95	276	121.36
15	Thoubal	81	84.60	2526	1125.92
16	Ukhrul	6	2.66	372	269.18
Grand	Total	498	495.10	26835	13740.22

Bank-wise Crop Insurance (Kharif) Report for the FY2019-20 as on 30.06.2019

(Rs in Lakhs)

SI No.	Bank Name	Crop Loan Achievement	Insurance Number (PMFBY)	Insurance Amount (PMFBY)	Insurance Number (Others)	Insurance Amount(Others)
1	ALB	0	0	0	0	0
2	BOB	0	0	0	0	0
3	BOI	21.08	0	0	0	0
4	BOM	0	0	0	0	0
5	CAN	0	0	0	0	0
6	CBI	0	0	0	0	0
7	DEN	0	0	0	0	0
8	IDBI	0	0	0	0	0
9	IND	0	0	0	0	0
10	PNB	17	17	0.11	22	0.16
11	PSB	0	0	0	0	0
12	SBI	0	0	0	0	0
13	SYN	0	0	0	0	0
14	UBI	0	0	0	0	0
15	UCO	0	0	0	0	0
16	UNI	0	0	0	0	0
Public	Total	38.08	17	0.11	22	0.16
1	AXIS	0	0	0	0	0
2	BANDHAN	0	0	0	0	0
3	HDFC	200.92	0	0	0	0
4	ICICI	0	0	0	0	0
5	INDUS	0	0	0	0	0
6	NESFB	0	0	0	0	0
7	YES	0	0	0	0	0
Private	Total	200.92	0	0	0	0
1	MRB	0	0	0	0	0
RRB	Total	0	0	0	0	0
1	IUCB	0	0	0	0	0
2	MPCB	0	0	0	0	0
3	MSCB	12.2	0	0	0	0
4	MWCB	0	0	0	0	0
Grand	Total	251.2	17	0.11	22	0.16

Bank-wise Crop Insurance (Rabi) Report for the FY2019-20 as on 30.06.2019						
(Rs in Lakhs)						
SI No.	Bank Name	Crop Loan Achievement	Insurance Number(PMFBY)	Insurance Amount(PMFBY)	Insurance Number(Others)	Insurance Amount(Others)
1	ALB	0	0	0	0	0
2	BOB	0	0	0	0	0
3	BOI	0	0	0	0	0
4	BOM	0	0	0	0	0
5	CAN	0	0	0	0	0
6	CBI	0	0	0	0	0
7	DEN	0	0	0	0	0
8	IDBI	1	0	0	0	0
9	IND	0	0	0	0	0
10	IOB	0	0	0	0	0
11	PNB	8	23	0.16	6	0.06
12	PSB	0	0	0	0	0
13	SBI	0	0	0	0	0
14	SYN	0	0	0	0	0
15	UBI	0	0	0	0	0
16	UCO	865.11	30	28	60	41.35
17	UNI	0	0	0	0	0
Public	Total	874.11	53	28.16	66	41.41
1	AXIS	0	0	0	0	0
2	BANDHAN	0	0	0	0	0
3	HDFC	0	0	0	0	0
4	ICICI	0	0	0	0	0
5	INDUS	0	0	0	0	0
6	NESFB	0	0	0	0	0
7	YES	0	0	0	0	0
Private	Total	0	0	0	0	0
1	MRB	0	0	0	0	0
RRB	Total	0	0	0	0	0
1	IUCB	0	0	0	0	0
2	MPCB	0	0	0	0	0
3	MSCB	0	0	0	0	0
4	MWCB	0	0	0	0	0
Grand	Total	874.11	53	28.16	66	41.41

Financing Under Self Hepf Group for the FY2019-20 as on 30.06.2019

(Rs in Lakhs)

Sl No.	Bank Name	Target	CY Deposit Number	CY Deposit Amount	CY Credit Linkage Under NRLM Number	CY Credit Linkage Under NRLM Amount	CY Credit Linkage Direct SHG Number	CY Credit Linkage Direct SHG Amount	CY Credit linkage Total Number	CY Credit linkage Total Amount	O/S Position Deposit Number	O/S Deposit linkage Amount	O/S Credit Linkage Under NRLM Number	O/S Credit Linkage Under NRLM Amount	O/S Credit Linkage Direct SHG Number	O/S Credit Linkage Direct SHG Amount	O/S Credit linkage Total Number	O/S Credit linkage Total Amount
1	ALB	0	0	0	1	1.5	0	0	1	1.5	0	0	3	3.7	0	0	3	3.7
2	BOB	0	0	0	0	0	0	0	0	0	0	0	0	0	0	0	0	0
3	BOI	0	0	0	0	0	0	0	0	0	0	0	0	0	0	0	0	0
4	BOM	0	0	0	0	0	0	0	0	0	6	0.28	0	0	0	0	0	0
5	CAN	0	0	0	0	0	0	0	0	0	106	2.75	6	5.25	4	3.5	10	8.75
6	CBI	0	0	0	0	0	0	0	0	0	0	0	0	0	0	0	0	0
7	DEN	5	0	0	0	0	0	0	0	0	0	0	0	0	0	0	0	0
8	IDBI	0	0	0	0	0	0	0	0	0	0	0	0	0	0	0	0	0
9	IND	0	0	0	0	0	0	0	0	0	0	0	0	0	0	0	0	0
10	IOB	0	0	0	0	0	0	0	0	0	0	0	0	0	0	0	0	0
11	PNB	0	25	15	20	10	15	20	35	30	40	20	5	15	20	15	25	30
12	PSB	0	0	0	0	0	0	0	0	0	0	0	0	0	0	0	0	0
13	SBI	0	8	0.2	0	0	3	3.4	3	3.4	4598	196.21	1	0.02	102	101.92	103	101.94
14	SYN	0	0	0	0	0	0	0	0	0	0	0	0	0	0	0	0	0
15	UBI	0	0	0	0	0	1	3	1	3	0	0	0	0	291	85.03	291	85.03
16	UCO	0	0	0	0	0	0	0	0	0	0	0	0	0	50	25.09	50	25.09
17	UNI	5	0	0	0	0	0	0	0	0	0	0	0	0	0	0	0	0
Public Total		10	33	15.2	21	11.5	19	26.4	40	37.9	4750	219.24	15	23.97	467	230.54	482	254.51
1	AXIS	0	0	0	0	0	0	0	0	0	0	0	0	0	0	0	0	0
2	BANDHAN	0	0	0	0	0	0	0	0	0	0	0	0	0	0	0	0	0
3	HDFC	0	0	0	0	0	0	0	0	0	0	0	0	0	0	0	0	0
4	ICICI	0	0	0	0	0	0	0	0	0	0	0	0	0	0	0	0	0
5	INDUS	0	0	0	0	0	0	0	0	0	0	0	0	0	0	0	0	0
6	NESFB	0	0	0	0	0	0	0	0	0	0	0	0	0	0	0	0	0
7	YES	0	0	0	0	0	0	0	0	0	0	0	0	0	0	0	0	0
Private Total		0	0	0	0	0	0	0	0	0	0	0	0	0	0	0	0	0
1	MRB	136	252	25.5	29	25.4	48	52.93	77	78.33	0	0	334	237.93	1023	660.97	1357	898.9
RRB Total		136	252	25.5	29	25.4	48	52.93	77	78.33	0	0	334	237.93	1023	660.97	1357	898.9
1	IUCB	0	0	0	0	0	0	0	0	0	0	0	0	0	16	4.15	16	4.15
2	MPCB	0	0	0	0	0	0	0	0	0	0	0	0	0	0	0	0	0
3	MSCB	0	156	9.38	0	0	51	45.7	51	45.7	2287	45.4	0	0	279	149.19	279	149.19
4	MWCB	5	14	20	0	0	0	0	0	0	0	0	0	0	0	0	0	0
Co-op Total		5	170	29.38	0	0	51	45.7	51	45.7	2287	45.4	0	0	295	153.34	295	153.34
Grand Total		151	455	70.08	50	36.9	118	125.03	168	161.93	7037	264.64	349	261.9	1785	1044.85	2134	1306.75

Financing Under Joint Liability Group Scheme for the FY2019-20 as on 30.06.2019										
(Rs in Lakhs)										
SI No.	Bank Name	Target	Current Year Deposit linkages Number	Current Year Deposit linkage Amount	Current Year Credit Linkage Number	Current Year Credit Linkage Amount	Cumulative Position Deposit linkages Number	Cumulative Position Deposit linkage Amount	Cumulative Position Credit Linkage Number	Cumulative Position Credit Linkage Amount
1	ALB	0	0	0	0	0	0	0	0	0
2	BOB	0	0	0	0	0	0	0	0	0
3	BOI	0	0	0	0	0	0	0	0	0
4	BOM	0	0	0	0	0	1	0.14	0	0
5	CAN	0	0	0	0	0	0	0	0	0
6	CBI	0	0	0	0	0	0	0	0	0
7	DEN	0	0	0	0	0	0	0	0	0
8	IDBI	0	0	0	0	0	0	0	0	0
9	IND	0	0	0	0	0	0	0	0	0
10	IOB	0	0	0	0	0	0	0	0	0
11	PNB	0	0	0	0	0	0	0	0	0
12	PSB	0	0	0	0	0	0	0	0	0
13	SBI	0	0	0	0	0	29	18.69	29	18.69
14	SYN	0	0	0	0	0	0	0	0	0
15	UBI	0	0	0	0	0	0	0	379	72.3
16	UCO	0	0	0	0	0	0	0	66	47.64
17	UNI	5	0	0	0	0	0	0	0	0
Public	Total	5	0	0	0	0	30	18.83	474	138.63
1	AXIS	0	0	0	0	0	0	0	0	0
2	BANDHAN	0	0	0	0	0	0	0	0	0
3	HDFC	0	20	0.08	114	32.62	296	39.23	296	64.62
4	ICICI	0	0	0	0	0	0	0	0	0
5	INDUS	0	0	0	0	0	0	0	0	0
6	NESFB	0	0	0	0	0	0	0	0	0
7	YES	0	0	0	0	0	0	0	0	0
Private	Total	0	20	0.08	114	32.62	296	39.23	296	64.62
1	MRB	102	4	0.18	4	3.6	346	9.05	330	353.86
RRB	Total	102	4	0.18	4	3.6	346	9.05	330	353.86
1	IUCB	0	0	0	0	0	0	0	0	0
2	MPCB	0	0	0	0	0	0	0	0	0
3	MSCB	0	0	0	58	114.92	2070	37.72	104	141.12
4	MWCB	5	14	20	14	12	14	6.21	14	7.92
Co-op	Total	5	14	20	72	126.92	2084	43.93	118	149.04
Grand	Total	112	38	20.26	190	163.14	2756	111.04	1218	706.15

Bank-wise NRLM report for the FY2019-20 as on 30.06.2019

(Rs in Lakhs)

SI No.	Bank Name	Target	Disbursement No	Disbursement Amount	O/S No	O/S Amount
1	ALB	0	0	0	2	2.20
2	BOB	0	0	0	0	0.00
3	BOI	0	0	0	0	0.00
4	BOM	0	0	0	0	0.00
5	CAN	0	0	0	6	5.25
6	CBI	0	0	0	0	0.00
7	DEN	0	0	0	0	0.00
8	IDBI	0	0	0	1	9.99
9	IND	0	0	0	0	0.00
10	IOB	0	0	0	0	0.00
11	PNB	0	0	0	0	0.00
12	PSB	0	0	0	0	0.00
13	SBI	0	0	0	1	0.02
14	SYN	0	0	0	0	0.00
15	UBI	0	0	0	0	0.00
16	UCO	0	0	0	97	19.80
17	UNI	0	0	0	0	0.00
Public	Total	0	0	0	107	37.26
1	HDFC	0	0	0	0	0.00
2	ICICI	0	0	0	0	0.00
3	INDUS	0	0	0	0	0.00
4	AXIS	0	0	0	0	0.00
5	YES	0	0	0	0	0.00
6	BANDHAN	0	0	0	0	0.00
7	NESFB	0	0	0	0	0.00
Private	Total	0	0	0	0	0.00
1	MRB	0	29	25.4	334	239.13
RRB	Total	0	29	25.4	334	239.13
1	IUCB	0	0	0	0	0.00
2	MPCB	0	0	0	0	0.00
3	MSCB	0	0	0	0	0.00
4	MWCB	0	0	0	0	0.00
Co-op	Total	0	0	0	0	0
Grand	Total	0	29	25.4	441	276.39

District-wise NRLM report for the FY2019-20 as on 30.06.2019						
(Rs in Lakhs)						
SI No.	District Name	Target	Disbursement No	Disbursement Amount	O/S No	O/S Amount
1	Bishnupur	0	0	0	5	1.86
2	Chandel	0	0	0	0	0
3	Churachandpur	0	0	0	1	0.02
4	Imphaleast	0	14	9	207	154.36
5	Imphalwest	0	1	1	3	3.2
6	Jiribam	0	0	0	0	0
7	Kakching	0	0	0	2	2
8	Kamjong	0	0	0	0	0
9	Kangpokpi	0	0	0	0	0
10	Noney	0	0	0	0	0
11	Pherzwal	0	0	0	0	0
12	Senapati	0	0	0	70	5.91
13	Tamenglong	0	0	0	0	0
14	Tengnoupal	0	14	15.4	72	53.67
15	Thoubal	0	0	0	81	55.37
16	Ukhrul	0	0	0	0	0
Grand	Total	0	29	25.4	441	276.39

District-wise Recovery (NRLM) report for the FY2019-20 as on 30.06.2019							
(Rs in Lakhs)							
SI No.	District Name	Number Of Account	Total Outstanding	Demand Raised	Recovery Amount	Recovery %	Overdues
1	Bishnupur	5	1.86	0.5	0	0	0.5
2	Chandel	0	0	0	0		0
3	Churachandpur	1	0.02	0.02	0	0	0.02
4	Imphaleast	207	154.36	0	0		0
5	Imphalwest	3	3.2	3.75	0.8	21	2.95
6	Jiribam	0	0	0	0		0
7	Kakching	2	2	0	0		0
8	Kamjong	0	0	0	0		0
9	Kangpokpi	0	0	0	0		0
10	Noney	0	0	0	0		0
11	Pherzwal	0	0	0	0		0
12	Senapati	70	5.91	0	0		0
13	Tamenglong	0	0	0	0		0
14	Tengnoupal	72	53.67	0	0		0
15	Thoubal	81	55.37	0	0		0
16	Ukhrul	0	0	0	0		0
Grand	Total	441	276.39	4.27	0.8	18.74	3.47

Bank-wise Recovery (NRLM) report for the FY2019-20 as on 30.06.2019

(Rs in Lakhs)							
SI No.	Bank Name	Number Of Account	Total Outstanding	Demand Raised	Recovery Amount	Recovery %	Overdues
1	ALB	2	2.20	0.73	0.53	73	0.2
2	BOB	0	0	0	0		0
3	BOI	0	0	0	0		0
4	BOM	0	0	0	0		0
5	CAN	6	5.25	0	0		0
6	CBI	0	0	0	0		0
7	DEN	0	0	0	0		0
8	IDBI	1	9.99	0.3	0.27	90	0.03
9	IND	0	0	0	0		0
10	IOB	0	0	0	0		0
11	PNB	0	0	0	0		0
12	PSB	0	0	0	0		0
13	SBI	1	0.02	0.02	0	0	0.02
14	SYN	0	0	0	0		0
15	UBI	0	0	0	0		0
16	UCO	97	19.80	3.22	0	0	3.22
17	UNI	0	0	0	0		0
Public	Total	107	37.26	4.27	0.8	18.74	3.47
1	AXIS	0	0	0	0		0
2	BANDHAN	0	0	0	0		0
3	HDFC	0	0	0	0		0
4	ICICI	0	0	0	0		0
5	INDUS	0	0	0	0		0
6	NESFB	0	0	0	0		0
7	YES	0	0	0	0		0
Private	Total	0	0	0	0	0	0
1	MRB	334	239.13	0	0		0
RRB	Total	334	239.13	0	0	0	0
1	IUCB	0	0	0	0		0
2	MSCB	0	0	0	0	0	0
3	MPCB	0	0	0	0		0
4	MWCB	0	0	0	0		0
Co-op	Total	0	0	0	0	0	0
Grand	Total	441	276.39	4.27	0.8	18.74	3.47

Bank-wise PMEGP report for the FY2019-20 as on 30.06.2019

(Rs. In Lakhs)						
Sl No.	Bank Name	Target No	Disbursement No	Disbursement Amount	O/S No	O/S Amount
1	ALB	60	0	0	189	586.47
2	BOB	208	0	0	175	763.50
3	BOI	60	0	0	211	760.29
4	BOM	14	0	0	16	62.72
5	CAN	74	0	0	83	241.00
6	CBI	119	0	0	0	0
7	DEN	15	0	0	0	0
8	IDBI	29	0	0	26	156.86
9	IND	14	0	0	7	30.02
10	IOB	45	0	0	0	211.17
11	PNB	60	0	0	11	70
12	PSB	60	0	0	113	329.80
13	SBI	667	0	0	1202	2324.01
14	SYN	14	0	0	4	13.08
15	UBI	265	0	0	1402	2163.00
16	UCO	193	0	0	700	1309.02
	UNI	14	0	0	0	0
Public	Total	1911	0	0	4139	9020.94
1	AXIS	149	0	0	38	44.20
2	BANDHAN	30	0	0	0	0
3	HDFC	104	0	0	10	5.47
4	ICICI	134	0	0	0	0
5	INDUS	28	0	0	0	0
6	NESFB	30	0	0	0	0
7	YES	14	0	0	0	0
Private	Total	489	0	0	48	49.67
Grand	Total	2400	0	0	4187	9070.61

District-wise PMEGP report for the FY2019-20 as on 30.06.2019						
(Rs. In Lakhs)						
SI No.	District Name	Target No	Disbursement No	Disbursement Amount	O/S No	O/S Amount
1	Bishnupur	175	0	0	514	856.67
2	Chandel	68	0	0	303	435.48
3	Churachandpur	144	0	0	312	425.12
4	Imphaleast	298	0	0	460	1328.23
5	Imphalwest	539	0	0	769	2839.24
6	Jiribam	31	0	0	26	55.86
7	Kakching	109	0	0	248	469.3
8	Kamjong	24	0	0	27	61.57
9	Kangpokpi	164	0	0	133	358
10	Noney	26	0	0	26	46.39
11	Pherzwal	97	0	0	0	0
12	Senapati	276	0	0	304	463.98
13	Tamenglong	78	0	0	262	232.59
14	Tengnoupal	74	0	0	75	104.1
15	Thoubal	173	0	0	375	925.26
16	Ukhrul	124	0	0	353	468.82
Grand	Total	2400	0	0	4187	9070.61

District-wise Recovery (PMEGP) report for the FY2019-20 as on 30.06.2019							
(Rs. In Lakhs)							
SI No.	District Name	Number Of Account	Total Outstanding	Demand Raised	Recovery Amount	Recovery %	Overdues
1	Bishnupur	514	856.67	275.56	54.19	20	221.37
2	Chandel	303	435.48	59.05	5.46	9	53.59
3	Churachandpur	312	425.12	106.53	14.63	14	91.9
4	Imphaleast	460	1328.23	439.78	36.6	8	403.18
5	Imphalwest	769	2839.24	1379.84	88.97	6	1290.87
6	Jiribam	26	55.86	2.84	1.68	59	1.16
7	Kakching	248	469.3	47.04	11.62	25	35.42
8	Kamjong	27	61.57	7.71	1.08	14	6.63
9	Kangpokpi	133	358	40.23	16.75	42	23.48
10	Noney	26	46.39	6.03	0.54	9	5.49
11	Pherzwal	0	0	0	0		0
12	Senapati	304	463.98	39.95	7.31	18	32.64
13	Tamenglong	262	232.59	18.76	11.33	60	7.43
14	Tengnoupal	75	104.1	13.64	2.44	18	11.2
15	Thoubal	375	925.26	92.02	19.56	21	72.46
16	Ukhrul	353	468.82	34.67	14.54	42	20.13
Grand	Total	4187	9070.61	2563.65	286.7	11.18	2276.95

Bank-wise Recovery (PMEGP) report for the FY2019-20 as on 30.06.2019

(Rs. In Lakhs)

SI No.	Bank Name	Target No	Disbursement No	Disbursement Amount	O/S No	O/S Amount
1	ALB	60	0	0	189	586.47
2	BOB	208	0	0	175	763.5
3	BOI	60	0	0	211	760.29
4	BOM	14	0	0	16	62.72
5	CAN	74	0	0	83	241
6	CBI	119	0	0	0	0
7	DEN	15	0	0	0	0
8	IDBI	29	0	0	26	156.86
9	IND	14	0	0	7	30.02
10	IOB	45	0	0	0	211.17
11	PNB	60	0	0	11	70
12	PSB	60	0	0	113	329.8
13	SBI	667	0	0	1202	2324.01
14	SYN	14	0	0	4	13.08
15	UBI	265	0	0	1402	2163
16	UCO	193	0	0	700	1309.02
	UNI	14	0	0	0	0
Public	Total	1911	0	0	4139	9020.94
1	AXIS	149	0	0	38	44.2
2	BANDHAN	30	0	0	0	0
3	HDFC	104	0	0	10	5.47
4	ICICI	134	0	0	0	0
5	INDUS	28	0	0	0	0
6	NESFB	30	0	0	0	0
7	YES	14	0	0	0	0
Private	Total	489	0	0	48	49.67
Grand	Total	2400	0	0	4187	9070.61

Bank-wise Recovery under Bakijai report for the FY2019-20 as on 30.06.2019									
(Rs. In Lakhs)									
SI No.	Bank Name	No of Pending Cases At the Begining Of the Quarter	Amt of Pending Cases At the Begining Of the Quarter	No of Cases add during The Quarter	Amt of Casses Add during the Quarter	No of Cases Settled during The Quarter	Amt of Cases settled during the quarter	N0 of Pending Cases at the close of the Quarter	Amt of Pending Cases at the clase of the Quarter
1	IUCB	49	500.89	0	0.00	3	5.50	49	500.89
2	MPCB	0	0.00	0	0.00	0	0.00	0	0.00
3	MSCB	557	1395.33	16	24.40	2	7.37	555	1387.96
4	MWCB	0	0.00	0	0.00	0	0.00	0	0.00
	Total	606	1896.22	16	24.40	5	12.87	604	1888.85

****In the State of Manipur Bakijai is applicable to Co-operative Banks only.**

District-wise Recovery under Bakijai report for the FY2019-20 as on 30.06.2019									
(Rs. In Lakhs)									
SI No.	District Name	No of Pending Cases At the Begining Of the Quarter	Amt of Pending Cases At the Begining Of the Quarter	No of Cases add during The Quarter	Amt of Casses Add during the Quarter	No of Cases Settled during The Quarter	Amount of Cases settled during the quarter	Number of Pending Cases at the close of the Quarter	Amount of Pending Cases at the clase of the Quarter
1	Bishnupur	92	194.05	0	0.00	1	4.70	91	189.35
2	Chandel	0	0.00	0	0.00	0	0.00	0	0.00
3	Churachandpur	11	32.03	0	0.00	0	0.00	11	32.03
4	Imphaleast	35	423.18	0	0.00	0	0.00	35	423.18
5	Imphalwest	296	855.27	0	0.00	3	5.50	296	855.27
6	Jiribam	0	0.00	0	0.00	0	0.00	0	0.00
7	Kakching	73	203.16	16	24.40	1	2.67	72	200.49
8	Kamjong	0	0.00	0	0.00	0	0.00	0	0.00
9	Kangpokpi	9	12.06	0	0.00	0	0.00	9	12.06
10	Noney	0	0.00	0	0.00	0	0.00	0	0.00
11	Pherzwal	0	0.00	0	0.00	0	0.00	0	0.00
12	Senapati	0	0.00	0	0.00	0	0.00	0	0.00
13	Tamenglong	0	0.00	0	0.00	0	0.00	0	0.00
14	Tengnoupal	0	0.00	0	0.00	0	0.00	0	0.00
15	Thoubal	84	174.91	0	0.00	0	0.00	84	174.91
16	Ukhrul	6	1.56	0	0.00	0	0.00	6	1.56
Grand	Total	606	1896.22	16	24.40	5	12.87	604	1888.85

Details of Advances to Sensitive Sector for the FY 2019-20 as on 30.06.2019							
(Rs in Lakhs)							
SI No.	Bank Name	SC/ST No	SC/ST Amount	Women Beneficiaries No	Women Beneficiaries Amount	Physically Handicapped No	Physically Handicapped Amount
1	ALB	395	1157.39	652	999.50	4	3.50
2	BOB	0	0.00	0	0.00	0	0.00
3	BOI	0	0.00	0	0.00	0	0.00
4	BOM	17	160.71	67	519.71	0	0.00
5	CAN	0	0.00	0	0.00	0	0.00
6	CBI	0	0.00	0	0.00	0	0.00
7	DEN	5	7.50	12	19.62	0	0.00
8	IDBI	1447	2458.23	809	1192.70	0	0.00
9	IND	9	19.04	5	8.31	0	0.00
10	IOB	0	1584.21	0	654.96	0	0.00
11	PNB	100	251.00	35	21.00	27	40.00
12	PSB	139	721.44	475	1273.06	0	0.00
13	SBI	1540	6169.52	16027	48905.53	10	158.32
14	SYN	274	674.01	172	226.11	0	0.00
15	UBI	7684	9507.23	1981	4286.21	19	15.92
16	UCO	2264	5657.11	38	94.08	0	0.00
17	UNI	22	179.60	61	156.57	0	0.00
Public	Total	13896	28546.99	20334	58357.36	60	217.74
1	AXIS	25	59.33	1709	1530.07	0	0.00
2	BANDHAN	6287	2273.53	23667	8546.51	0	0.00
3	HDFC	98	307.15	7133	8409.13	0	0.00
4	ICICI	715	950.47	3986	7437.64	0	0.00
5	INDUS	0	0.00	0	0.00	0	0.00
6	NESFB	157	32.51	11265	2275.16	0	0.00
7	YES	0	0.00	0	0.00	0	0.00
Private	Total	7282	3622.99	47760	28198.51	0	0.00
1	MRB	1402	1030.55	11495	5115.97	0	0.00
RRB	Total	1402	1030.55	11495	5115.97	0	0.00
1	IUCB	0	0.00	0	0.00	0	0.00
2	MPCB	210	210.72	102	103.90	0	0.00
3	MSCB	215	296.83	69	139.34	14	8.79
4	MWCB	0	0.00	0	0.00	0	0.00
Grand	Total	23005	33708.08	79760	91915.08	74	226.53

Details of Advances to Others Sensitive Sector for the FY 2019-20 as on 30.06.2019

(Rs in Lakhs)

SI No.	Bank Name	Women Lending No	Women Lending Amount	Women Outstanding No	Women Outstanding Amount	SC Lending No	SC Lending Amount	SC Outstanding No	SC Outstanding Amount	ST Lending No	ST Lending Amount	ST Outstanding No	ST Outstanding Amount	Phy. Handicapped Lending No	Phy. Handicapped Lending Amount	Phy. Handicapped Outstanding No	Phy. Handicapped Outstanding Amount	Total Lending Number	Total Lending Amount	Total Outstanding Number	Total Outstanding Amount
1	ALB	21	27.50	652	999.50	5	10.50	52	175.89	23	76.50	343	981.50	0	0.00	4	3.50	49	114.50	1051	2160.39
2	BOB	0	0.00	0	0.00	0	0.00	0	0.00	0	0.00	0	0.00	0	0.00	0	0.00	0	0.00	0	0.00
3	BOI	76	161.93	0	0.00	0	0.00	0	0.00	0	0.00	0	0.00	0	0.00	0	0.00	76	161.93	0	0.00
4	BOM	2	9.42	67	519.71	0	0.00	2	8.84	2	7.97	15	151.87	0	0.00	0	0.00	4	17.39	84	680.42
5	CAN	0	0.00	0	0.00	0	0.00	0	0.00	74	328.00	0	0.00	0	0.00	0	0.00	74	328.00	0	0.00
6	CBI	0	0.00	0	0.00	0	0.00	0	0.00	0	0.00	0	0.00	0	0.00	0	0.00	0	0.00	0	0.00
7	DEN	3	7.60	12	19.62	0	0.00	0	0.00	0	0.00	5	7.50	0	0.00	0	0.00	3	7.60	17	27.12
8	IDBI	32	50.01	809	1192.70	1	1.45	128	82.97	20	33.76	1319	2375.26	0	0.00	0	0.00	53	85.22	2256	3650.93
9	IND	2	10.00	5	8.31	2	2.00	7	18.39	0	0.00	2	0.65	0	0.00	0	0.00	4	12.00	14	27.35
10	IOB	0	66.69	0	654.96	0	16.49	0	320.15	0	127.41	0	1264.06	0	0.00	0	0.00	0	210.59	0	2239.17
11	PNB	10	6.00	35	21.00	0	0.00	0	0.00	7	10.00	100	251.00	0	0.00	27	40.00	17	16.00	162	312.00
12	PSB	22	51.32	475	1273.06	0	0.00	10	38.86	5	42.39	129	682.58	0	0.00	0	0.00	27	93.71	614	1994.50
13	SBI	1239	5519.46	16027	48905.53	105	290.23	1044	4345.46	44	245.23	496	1824.06	0	0.00	10	158.32	1388	6054.92	17577	55233.37
14	SYN	2	1.35	172	226.11	1	0.50	3	1.50	10	88.09	271	672.51	0	0.00	0	0.00	13	89.94	446	900.12
15	UBI	0	0.00	1981	4286.21	0	0.00	1062	2450.10	0	0.00	6622	7057.13	0	0.00	19	15.92	0	0.00	9684	13809.36
16	UCO	38	114.21	38	94.08	0	0.00	0	0.00	37	176.17	2264	5657.11	0	0.00	0	0.00	75	290.38	2302	5751.19
17	UNI	0	0.00	61	156.57	0	0.00	1	4.83	2	8.04	21	174.77	0	0.00	0	0.00	2	8.04	83	336.17
	Public Total	1447	6025.49	20334	58357.36	114	321.17	2309	7446.99	224	1143.56	11587	21100.00	0	0.00	60	217.74	1785	7490.22	34290	87122.09
1	AXIS	580	1233.11	1709	1530.07	4	22.01	10	38.64	0	0.00	15	20.69	0	0.00	0	0.00	584	1255.12	1734	1589.40
2	BANDHAN	4140	2690.66	23667	8546.51	826	562.79	5180	1877.86	154	103.39	1107	395.67	0	0.00	0	0.00	5120	3356.84	29954	10820.04
3	HDFC	1770	1810.25	7133	8409.13	1	5.28	6	23.27	7	14.50	92	283.88	0	0.00	0	0.00	1778	1830.03	7231	8716.28
4	ICICI	1179	1867.67	3986	7437.64	85	98.89	614	713.34	22	44.05	101	237.13	0	0.00	0	0.00	1286	2010.61	4701	8388.11
5	INDUS	0	0.00	0	0.00	0	0.00	0	0.00	0	0.00	0	0.00	0	0.00	0	0.00	0	0.00	0	0.00
6	NESFB	226	78.79	11265	2275.16	0	0.00	1	0.34	1	2.52	156	32.17	0	0.00	0	0.00	227	81.31	11422	2307.67
7	YES	0	0.00	0	0.00	0	0.00	0	0.00	0	0.00	0	0.00	0	0.00	0	0.00	0	0.00	0	0.00
	Private Total	7895	7680.48	47760	28198.51	916	688.97	5811	2653.45	184	164.46	1471	969.54	0	0.00	0	0.00	8995	8533.91	55042	31821.50
1	MRB	474	404.53	11495	5115.97	27	33.38	335	239.32	125	125.90	1067	791.23	0	0.00	0	0.00	626	563.81	12897	6146.52
	RRB Total	474	404.53	11495	5115.97	27	33.38	335	239.32	125	125.90	1067	791.23	0	0.00	0	0.00	626	563.81	12897	6146.52
1	IUCB	0	0.00	0	0.00	0	0.00	0	0.00	0	0.00	0	0.00	0	0.00	0	0.00	0	0.00	0	0.00
2	MPCB	102	105.09	102	103.90	209	216.75	209	209.96	1	0.50	1	0.76	0	0.00	0	0.00	312	322.34	312	314.62
3	MSCB	15	67.80	69	139.34	28	38.47	73	98.76	25	36.58	142	198.07	0	0.00	14	8.79	68	142.85	298	444.96
4	MWCB	0	0.00	0	0.00	0	0.00	0	0.00	0	0.00	0	0.00	0	0.00	0	0.00	0	0.00	0	0.00
	Grand Total	9933	14283.39	79760	91915.08	1294	1298.74	8737	10648.48	559	1471.00	14268	23059.60	0	0.00	74	226.53	11786	17053.13	102839	125849.69

Bank-wise Minority Report for the FY 2019-20 as on 30.06.2019

(Rs in Lakhs)

Sl No	Bank Name	Lending No of Muslim	Lending Amt of Muslim	O/S No of Muslim	O/S Amt of Muslim	Lending No of Christian	Lending Amt of Christian	O/S No of Christian	O/S Amt of Christian	Lending No of Sikh	Lending Amt of Sikh	O/S No of Sikh	O/S Amt of Sikh	Lending No of Buddhist	Lending Amt of Buddhist	O/S No of Buddhist	O/S Amt of Buddhist	Lending No of Zoroastrian	Lending Amt of Zoroastrian	O/S No of Zoroastrian	O/S Amt of Zoroastrian	Lending No of Jain	Lending Amt of Jain	O/S No of Jain	O/S Amt of Jain	Total Lending No	Total Lending Amt	Total O/S No	Total O/S Amt
1	ALB	4	10.2	154	177	67	94.47	583	775.67	0	0	0	0	0	0	0	0	0	0	0	0	0	0	0	71	104.67	737	952.67	
2	BOB	0	0	0	0	0	0	0	0	0	0	0	0	0	0	0	0	0	0	0	0	0	0	0	0	0	0	0	0
3	BOI	1	1	41	128.48	0	0	62	172.14	0	0	1	1.37	0	0	0	0	0	0	0	0	0	0	0	1	1	104	301.99	
4	BOM	1	6.3	1	6.3	2	7.97	15	151.87	0	0	0	0	0	0	0	0	0	0	0	0	0	0	0	3	14.27	16	158.17	
5	CAN	4	14.85	0	0	73	318.07	0	0	0	0	0	0	0	0	0	0	0	0	0	0	0	0	0	77	332.92	0	0	
6	CBI	0	0	0	0	0	0	0	0	0	0	0	0	0	0	0	0	0	0	0	0	0	0	0	0	0	0	0	0
7	DEN	0	0	0	0	0	0	0	0	0	0	0	0	0	0	0	0	0	0	0	0	0	0	0	0	0	0	0	0
8	IDBI	0	0	6	19.75	38	126.45	1322	2398.34	0	0	0	0	0	0	0	0	0	0	0	0	0	0	0	38	126.45	1328	2418.09	
9	IND	0	0	0	0	0	0	3	0.85	0	0	0	0	0	0	0	0	0	0	0	0	0	0	0	0	0	3	0.85	
10	IOB	0	0	0	54.29	0	127.41	0	1490	0	0	0	0	0	0	0	0	0	0	0	0	0	0	71.72	0	127.41	0	1616.01	
11	PNB	35	56.25	60	90.3	33	25.75	46	40	0	0	0	0	0	0	0	0	0	0	0	0	0	0	0	68	82	106	130.3	
12	PSB	1	12	21	62.77	7	61.28	137	702.85	0	0	0	0	0	0	0	0	0	0	0	0	0	0	0	8	73.28	158	765.62	
13	SBI	286	1285.5	2751	9933	1582	7547.08	22702	78006.46	3	19.6	16	76.29	2	10.96	14	43.93	1	1	4	17.29	0	0	1	9.91	1874	8864.14	25488	88086.88
14	SYN	0	0	0	0	11	84.49	379	851.02	0	0	0	0	0	0	0	0	0	0	0	0	0	0	0	11	84.49	379	851.02	
15	UBI	40	189.09	249	550.18	354	1396.74	3935	6073.34	0	0	0	0	0	0	0	0	0	0	0	0	0	0	0	394	1585.83	4184	6623.52	
16	UCO	28	121.57	28	113.72	2232	5449.97	2232	4321.92	0	0	0	0	0	0	0	0	0	0	0	0	0	0	0	2260	5571.54	2260	4435.64	
17	UNI	0	0	13	55.05	2	8.04	23	220.77	0	0	1	8.04	0	0	0	0	0	0	0	0	0	0	0	2	8.04	37	283.86	
Public Total		400	1697	3324	11191	4401	15247.7	31439	95205.23	3	19.6	18	85.7	2	10.96	14	43.93	1	1	4	17.29	0	0	1	81.6	4807	16976.04	34800	106624.6
1	AXIS	11	16.5	31	37.77	7	8.97	24	38.62	12	27.18	28	42.34	0	0	0	0	0	0	0	0	0	0	0	30	52.65	83	118.73	
2	BANDHAN	379	271.13	2719	1109.2	90	58.7	582	221.56	0	0	0	0	1	1.2	3	2.77	0	0	1	0.34	0	0	0	470	331.03	3305	1333.91	
3	HDFC	19	20.57	137	300.94	22	26.27	166	415.94	0	0	0	0	2	2.4	3	3.49	0	0	0	0	0	0	1	0.3	43	49.24	307	720.67
4	ICICI	24	39.22	99	191.27	18	46.55	108	367.24	0	0	2	1.07	1	8	1	7.92	0	0	1	0.4	0	0	0	43	93.77	211	567.9	
5	INDUS	0	0	0	0	0	0	0	0	0	0	0	0	0	0	0	0	0	0	0	0	0	0	0	0	0	0	0	0
6	NESFB	0	0	0	0	0	0	0	0	0	0	0	0	0	0	0	0	0	0	0	0	0	0	0	0	0	0	0	0
7	YES	0	0	0	0	0	0	0	0	0	0	0	0	0	0	0	0	0	0	0	0	0	0	0	0	0	0	0	0
Private Total		433	347.4	2986	1639	137	140.49	880	1043.36	12	27.18	30	43.4	4	11.6	7	14.18	0	0	2	0.74	0	0	1	0.3	586	526.69	3906	2741.21
1	MRB	31	27.39	0	0	99	100.45	25	23.45	0	0	0	0	0	0	0	0	0	0	0	0	0	0	0	130	127.84	25	23.45	
RRB Total		31	27.39	0	0	99	100.45	25	23.45	0	0	0	0	0	0	0	0	0	0	0	0	0	0	0	130	127.84	25	23.45	
1	IUCB	0	0	130	101.16	0	0	0	0	0	0	0	0	0	0	0	0	0	0	0	0	0	0	0	0	0	130	101.16	
2	MPCB	0	0	0	0	1	0.5	1	0.76	0	0	0	0	0	0	0	0	0	0	0	0	0	0	0	1	0.5	1	0.76	
3	MSCB	0	0	42	38.53	3	2.98	67	105.97	0	0	0	0	0	0	0	0	0	0	0	0	0	0	0	3	2.98	109	144.5	
4	MWCB	0	0	0	0	0	0	0	0	0	0	0	0	0	0	0	0	0	0	0	0	0	0	0	0	0	0	0	0
Grand Total		864	2072	6482	12970	4641	15492.1	32412	96378.77	15	46.78	48	129	6	22.56	21	58.11	1	1	6	18.03	0	0	2	81.9	5527	17634.05	38971	109635.7

District-wise Minority Report for the FY 2019-20 as on 30.06.2019

(Rs in Lakhs)

Bank Name	Lending No of Muslim	Lending Amt of Muslim	O/S No of Muslim	O/S Amt of Muslim	Lending No of Christian	Lending Amt of Christian	O/S No of Christian	O/S Amt of Christian	Lending No of Sikh	Lending Amt of Sikh	O/S No of Sikh	O/S Amt of Sikh	Lending No of Buddhist	Lending Amt of Buddhist	O/S No of Buddhist	O/S Amt of Buddhist	Lending No of Zoroastrian	Lending Amt of Zoroastrian	O/S No of Zoroastrian	O/S Amt of Zoroastrian	Lending No of Jain	Lending Amt of Jain	O/S No of Jain	O/S Amt of Jain	Total Lending No	Total Lending Amt	Total O/S No	Total O/S Amt
Bishnupur	11	67.41	56	225.39	119	532.89	245	382.81	2	15.88	5	32.38	0	0	3	14.09	0	0	0	0	0	0	0	0	132	616.18	309	654.67
Chandel	8	59.27	69	341.41	488	1378.76	2188	6998.71	0	0	0	0	0	0	0	0	0	0	0	0	0	0	0	0	496	1438.03	2257	7340.12
Churachandpur	10	48.78	109	322.21	1118	3573.74	6479	20579.52	1	6.68	7	17.78	0	0	3	4.4	0	0	0	0	0	0	0	0	1129	3629.2	6598	20923.91
Imphaleast	48	119.17	343	975.25	122	570.55	901	3663.12	3	9.2	4	6.05	1	1.41	1	1.41	0	0	0	0	0	0	1	0.3	174	700.33	1250	4646.13
Imphalwest	272	899.57	2166	6761.3	749	3766.56	5447	20244.68	2	3.74	9	29.76	2	8.99	5	16.01	1	1	2	4.71	0	0	1	81.63	1026	4679.86	7630	27138.09
Jiribam	349	253.57	2694	1221.7	80	76.74	679	544.64	0	0	0	0	1	1.2	3	2.77	0	0	1	0.34	0	0	0	0	430	331.51	3377	1769.4
Kakching	20	81.53	60	234.19	47	231.68	2534	8355.45	0	0	0	0	0	0	0	0	0	0	0	0	0	0	0	0	67	313.21	2594	8589.64
Kamjong	2	12.52	7	41.02	10	86.58	243	475.84	0	0	0	0	0	0	0	0	0	0	0	0	0	0	0	0	12	99.1	250	516.86
Kangpokpi	3	12.52	74	256.59	201	791.02	2896	8655.95	0	0	0	0	0	0	0	0	0	0	0	0	0	0	0	0	204	803.54	2970	8912.54
Noney	1	8.99	3	20.53	41	84.62	146	440.89	0	0	0	0	0	0	0	0	0	0	0	0	0	0	0	0	42	93.61	149	461.42
Pherzwal	0	0	4	24.89	6	21.31	35	228.29	0	0	1	5.86	0	0	0	0	0	0	0	0	0	0	0	0	6	21.31	40	259.04
Senapati	3	16.92	27	106.34	831	2303.52	6136	17132.19	1	3.01	3	6	2	10.96	4	15.97	0	0	1	4.52	0	0	0	0	837	2334.41	6171	17265.02
Tamenglong	0	0	19	27.41	89	253.78	911	1029.14	0	0	0	0	0	0	0	0	0	0	0	0	0	0	0	0	89	253.78	930	1056.55
Tengnoupal	11	37.42	156	405.9	210	562.13	1367	2858.23	0	0	0	0	0	1	2.79	0	0	0	0	0	0	0	0	0	221	599.55	1524	3266.92
Thoubal	125	448.89	684	1973.7	23	94.25	149	585.91	6	8.27	19	31.28	0	0	0	0	0	1	0.4	0	0	0	0	0	154	551.41	853	2591.25
Ukhrul	1	5.01	11	32.01	507	1164.01	2056	4203.4	0	0	0	0	0	1	0.67	0	0	1	8.06	0	0	0	0	0	508	1169.02	2069	4244.14
Total	864	2072	6482	12970	4641	15492.1	32412	96378.77	15	46.78	48	129	6	22.56	21	58.11	1	1	6	18.03	0	0	2	81.9	5527	17634.05	38971	109635.7

**Opening of Basic Savings Account (BSBDA)/No Frills A/c for the FY2019-20 as on
30.06.2019**

(Rs. In Lakhs)

SI No.	Bank Name	Target	Current Quarter Number of A/C	Cumulative Position No of A/C	OD Number	OD Amount
1	ALB	0	140	12253	0	0
2	BOB	0	0	0	0	0
3	BOI	0	50	785	0	0
4	BOM	0	45	2767	0	0
5	CAN	0	76	6407	0	0
6	CBI	0	135	10219	0	0
7	DEN	0	4	78	0	0
8	IDBI	0	1	1447	15	0.5
9	IND	0	9	1162	0	0
10	IOB	0	619	11310	0	0
11	PNB	0	97	16712	0	0
12	PSB	0	0	10406	0	0
13	SBI	0	5997	314881	0	0
14	SYN	0	75	75	6	1.36
15	UBI	0	1325	244496	46	1.55
16	UCO	0	511	45146	397	6.14
17	UNI	0	193	6967	3	0.02
Public	Total	0	9277	685111	467	9.57
Private	Total	0	0	0	0	0
1	MRB	0	1859	210195	1	0.05
RRB	Total	0	1859	210195	1	0.05
1	IUCB	0	60	18938	0	0
2	MPCB	1255	0	1034	0	0
3	MSCB	0	0	0	0	0
4	MWCB	0	0	0	0	0
Co-Op	Total	1255	60	19972	0	0
Grand	Total	1255	11196	915278	468	9.62

Details of Special Scheme FY2019-20 as on 30-06-2019

(Rs in lakhs)

SI No.	Bank Name	Educational Loan No	Educational Loan Amount	Agri-Clinic Agri Business Centre No	Agri-Clinic Agri Business Centre Amount	Dairy Entrepreneurs Development Scheme No	Dairy Entrepreneurs Development Scheme Amount	Rural Go Down No	Rural Go Down Amount	Cold Storage No	Cold Storage Amount	Dairy/Poultry Venture No	Dairy/Poultry Venture Amount	Venture Capital for Agri No	Venture Capital for Agri Amount
1	ALB	20	131.72	0	0	5	17.48	0	0	0	0	2	9.22	0	0
2	BOB	40	223.25	0	0	0	0	0	0	0	0	0	0	0	0
3	BOI	1	0.27	0	0	3	7.5	0	0	0	0	99	191.44	0	0
4	BOM	12	71.05	1	7.65	1	3.37	0	0	0	0	0	0	0	0
5	CAN	7	21.47	0	0	0	0	0	0	0	0	1	0.5	0	0
6	CBI	0	129.84	0	0	0	0	0	0	0	0	0	0	0	0
7	DEN	0	0	0	0	0	0	0	0	0	0	0	0	0	0
8	IDBI	0	0	0	0	0	0	0	0	0	0	1	1.06	0	0
9	IND	0	0	0	0	0	0	0	0	0	0	0	0	0	0
10	IOB	0	0	0	0	0	0	0	0	0	0	0	0	0	0
11	PNB	0	0	0	0	5	35	0	0	0	0	2	2.25	0	0
12	PSB	19	101.56	0	0	3	4.61	0	0	0	0	36	71.69	0	0
13	SBI	0	0	4	4.66	5	14.83	0	0	0	0	0	0	0	0
14	SYN	12	33.18	0	0	0	0	0	0	0	0	0	0	0	0
15	UBI	75	484.87	0	0	0	0	0	0	0	0	0	0	0	0
16	UCO	38	172.84	0	0	0	0	0	0	0	0	58	165.89	0	0
17	UNI	0	0	0	0	0	0	0	0	0	0	0	0	0	0
	Public Total	224	1370.05	5	12.31	22	82.79	0	0	0	0	199	442.05	0	0
1	AXIS	0	0	0	0	0	0	0	0	0	0	0	0	0	0
2	BANDHAN	0	0	0	0	0	0	0	0	0	0	0	0	0	0
3	HDFC	0	0	0	0	0	0	0	0	0	0	0	0	0	0
4	INDUS	0	0	0	0	0	0	0	0	0	0	0	0	0	0
5	ICICI	0	0	0	0	0	0	0	0	0	0	0	0	0	0
6	NESFB	0	0	0	0	0	0	0	0	0	0	0	0	0	0
7	YES	0	0	0	0	0	0	0	0	0	0	0	0	0	0
	Private Total	0	0	0	0	0	0	0	0	0	0	0	0	0	0
	MRB	0	0	0	0	0	0	0	0	0	0	0	0	0	0
	RRB Total	0	0	0	0	0	0	0	0	0	0	0	0	0	0
1	MSCB	0	0	0	0	0	0	0	0	0	0	2	5	0	0
2	MWCB	0	0	0	0	0	0	0	0	0	0	0	0	0	0
3	IUCB	0	0	0	0	0	0	0	0	0	0	0	0	0	0
4	MPCB	0	0	0	0	0	0	0	0	0	0	0	0	0	0
	Co-op Total	0	0	0	0	0	0	0	0	0	0	0	0	0	0
	Grand Total	224	1370.05	5	12.31	22	82.79	0	0	0	0	201	447.05	0	0

Bankwise Social Security Scheme for the FY 2019-20 as on 30.06.2019									
SI No.	Bank Name	PMJDY No	PMJDY Cumml. No	PMJJBY No	PMJJBY Cumml. No	PMSBY No.	PMSBY Cumml. No.	APY No	APY Cumml. No
1	ALB	140	12253	0	209	225	1160	98	391
2	BOB	0	0	0	0	0	0	0	0
3	BOI	0	0	0	0	0	0	0	0
4	BOM	45	2767	2	162	4	330	1	61
5	CAN	76	6416	3	673	28	1933	14	364
6	CBI	0	31172	0	0	0	0	0	0
7	DEN	7	81	28	227	3	158	0	37
8	IDBI	1	1447	0	0	0	0	0	0
9	IND	11	1164	12	85	12	101	1	18
10	IOB	21863	0	2240	0	3951	0	186	0
11	PNB	97	16712	4	270	38	1813	0	125
12	PSB	0	3973	75	1059	116	5298	18	320
13	SBI	5639	313955	478	11572	38	29097	137	1718
14	SYN	70	70	65	65	33	33	15	15
15	UBI	0	290197	238	3339	348	12099	59	0
16	UCO	3025	41020	4733	7082	4488	9089	378	1342
17	UNI	193	6967	1	222	3	351	0	29
Public	Total	31167	728194	7879	24965	9287	61462	907	4420
1	AXIS	0	7458	0	258	0	717	0	549
2	BANDHAN	0	0	0	0	0	0	0	0
3	HDFC	2	4001	1	996	2	1637	5	260
4	ICICI	0	2369	0	142	0	173	0	19
5	INDUS	0	0	0	0	0	0	0	0
6	NESFB	0	0	0	0	0	0	0	0
7	YES	0	66	0	1	0	6	0	1
Private	Total	2	13894	1	1397	2	2533	5	829
1	MRB	10756	32533	200	1357	615	7397	25	270
RRB	Total	10756	32533	200	1357	615	7397	25	270
1	IUCB	0	0	0	0	178	178	0	0
2	MPCB	0	0	0	0	0	0	0	0
3	MSCB	0	23485	254	548	826	1564	0	0
4	MWCB	0	0	0	0	0	0	0	0
Co-op	Total	0	23485	254	548	1004	1742	0	0
Grand	Total	41925	798106	8334	28267	10908	73134	937	5519

Districtwise Social Security Scheme for the FY 2019-20 as on 30.06.2019									
SI No.	District Name	PMJDY No	PMJDY Cumml No	PMJJBY No	PMJJBY Cumml No	PMSBY No.	PMSBY Cumml No.	APY No	APY Cumml No
1	Bishnupur	2623	71093	266	1891	383	5611	12	486
2	Chandel	142	13895	11	564	2	1628	3	88
3	Churachandpur	2770	73936	5048	8199	4447	9781	385	917
4	Imphaleast	2995	150365	197	4690	554	16598	51	1212
5	Imphalwest	14514	162356	1579	8391	2251	24726	161	1896
6	Jiribam	0	23800	2	198	9	494	14	0
7	Kakching	1403	51062	81	595	467	2318	52	126
8	Kamjong	4	1506	1	30	0	56	75	76
9	Kangpokpi	4632	15159	577	666	1677	1590	98	141
10	Noney	182	2518	2	62	3	394	1	26
11	Pherzwal	0	183	0	0	0	2	0	0
12	Senapati	3	43003	25	1053	2	4205	3	135
13	Tamenglong	100	29060	3	162	11	597	3	0
14	Tengnoupal	154	15672	65	342	116	1215	6	30
15	Thoubal	9665	76919	461	740	975	2424	72	302
16	Ukhrul	2738	67579	16	684	11	1495	1	84
Grand	Total	41925	798106	8334	28267	10908	73134	937	5519

Performance under DIR Scheme for the FY 2018-19 as on 30.06.2019									
Rs. In Lakhs									
SI No.	Bank Name	Application Received	Sanctioned Number	Sanctioned Amount	Disbursed Number	Disbursed Amount	Pending Sanction	Pending Disbursed	Returned/Reject
1	ALB	0	0	0	0	0	0	0	0
2	BOB	0	0	0	0	0	0	0	0
3	BOI	0	0	0	0	0	0	0	0
4	BOM	0	0	0	0	0	0	0	0
5	CAN	7	7	1	7	1	0	0	0
6	CBI	0	0	0	0	0	0	0	0
7	DEN	0	0	0	0	0	0	0	0
8	IND	0	0	0	0	0	0	0	0
9	IOB	0	0	0	0	0	0	0	0
10	PNB	0	0	0	0	0	0	0	0
11	PSB	0	0	0	0	0	0	0	0
12	SBI	0	0	0	0	0	0	0	0
13	SYN	0	0	0	0	0	0	0	0
14	UBI	0	0	0	0	0	0	0	0
15	UCO	0	0	0	0	0	0	0	0
16	UNI	0	0	0	0	0	0	0	0
Public	Total	7	7	1	7	1	0	0	0
1	HDFC	0	0	0	0	0	0	0	0
2	ICICI	0	0	0	0	0	0	0	0
3	IDBI	0	0	0	0	0	0	0	0
4	INDUS	0	0	0	0	0	0	0	0
5	AXIS	0	0	0	0	0	0	0	0
6	YES	0	0	0	0	0	0	0	0
7	BANDHAN	0	0	0	0	0	0	0	0
8	NESFB	0	0	0	0	0	0	0	0
Private	Total	0	0	0	0	0	0	0	0
1	MRB	0	0	0	0	0	0	0	0
RRB	Total	0	0	0	0	0	0	0	0
1	IUCB	0	0	0	0	0	0	0	0
2	MPCB	0	0	0	0	0	0	0	0
3	MSCB	0	0	0	0	0	0	0	0
4	MWCB	0	0	0	0	0	0	0	0
Grand	Total	7	7	1	7	1	0	0	0

Performance under Transport Operator Scheme for the FY 2018-19 as on 30.06.2019

Rs. In Lakhs									
SI No.	Bank Name	Application Received	Sanctioned Number	Sanctioned Amount	Disbursed Number	Disbursed Amount	Pending Sanction	Pending Disbursed	Returned/Reject
1	ALB	0	0	0	0	0	0	0	0
2	BOI	0	0	0	0	0	0	0	0
3	BOM	0	0	0	0	0	0	0	0
4	CAN	0	0	0	0	0	0	0	0
5	CBI	0	0	0	0	0	0	0	0
6	DEN	0	0	0	0	0	0	0	0
7	IND	0	0	0	0	0	0	0	0
8	IOB	1	1	6.46	0	6.46	0	0	0
9	PNB	0	0	0	0	0	0	0	0
10	PSB	0	0	0	0	0	0	0	0
11	SBI	43	43	302	0	0	0	0	0
12	SYN	0	0	0	0	0	0	0	0
13	UBI	0	0	0	0	0	0	0	0
14	UCO	0	0	0	0	0	0	0	0
15	UNI	1	1	1.5	1	1.5	0	0	0
Public	Total	45	45	309.96	1	7.96	0	0	0
1	HDFC	0	0	0	0	0	0	0	0
2	ICICI	0	0	0	0	0	0	0	0
3	IDBI	0	0	0	0	0	0	0	0
4	INDUS	0	0	0	0	0	0	0	0
5	AXIS	0	0	0	0	0	0	0	0
6	YES	0	0	0	0	0	0	0	0
7	BANDHAN	0	0	0	0	0	0	0	0
8	NESFB	0	0	0	0	0	0	0	0
Private	Total	0	0	0	0	0	0	0	0
1	MRB	1	1	22	1	22	0	0	0
RRB	Total	1	1	22	1	22	0	0	0
1	IUCB	0	0	0	0	0	0	0	0
2	MPCB	0	0	0	0	0	0	0	0
3	MSCB	0	0	0	0	0	0	0	0
4	MWCB	0	0	0	0	0	0	0	0
Grand	Total	46	46	331.96	2	29.96	0	0	0

Status of RSETIs in Manipur as on 30 June 2019

Progress in Rural Self-Employment Training Institute (RSETI): Churachandpur

Sponsoring Bank: State Bank of India

As on 30.06.2019

Name of Bank/ F I	State Bank of India	
District	Churachandpur	
Training Programme	Current Financial Year	Cumulative
No. of Training Programme	04	107
No. of Trainee	94	2232
Settlement		
With Bank Finance	31	278
With Self Finance	54	793
Wage Employment	0	34
Total Settlement	85	1105
Settlement %	90.42	49.5

Report on conduct of FLCs by Rural Bank Branches for June-2019

SL. NO.	BANK	No of Rural Branches	No of FLCs
1	ALB	2	0
2	AXIS	2	0
3	BAND	3	1
4	BOB	8	0
5	BOI	2	1
6	BOM	0	0
7	CNB	2	1
8	CBI	0	0
9	DEN	0	0
10	HDFC	3	2
11	ICICI	4	0
12	IDBI	0	0
13	IND	0	0
14	INDUS	1	0
15	IOB	0	1
16	PNB	1	0
17	PSB	2	0
18	NESFB	0	0
19	SBI	24	15
20	SYN	0	0
21	UBI	4	11
22	UCO	3	3
24	UNI	0	0
25	YES	0	0
26	MRB	17	20
27	IUCB	0	0
28	MSCB	5	13
29	MPCB	0	0
30	MWCB	0	0
TOTAL		83	68

**ALLOCATION OF BANK FOR OPENING BRANCHES AT UNBANKED TOWNS/ ULBs IN
MANIPUR**

Sl.No.	Name of ULBs	District	Population (2011 Census)	Bank to open branch	Opening Status
A. Municipal Councils					
1.	Kakching Khunou Municipal Council	Kakching	11379	Syndicate Bank	No
2.	Sugnu Municipal Council	Kakching	5132	State Bank of India	Yes
3.	Kwakta Municipal Council	Bishnupur	8579	Bank of Maharashtra	No
4.	Shikhong Sekmai Municipal Council	Thoubal	7390	Indusind Bank	No
5.	Lamlai Municipal Council	Imphal East	4601	Yes Bank	MRB Branch Opened on 22.05.2019
B. Nagar Panchayat					
6.	Samurou Nagar Panchayat	Imphal West	16582	Union Bank of India	No
7.	Thongkhong Laxmi Nagar Panchayat	Imphal West	14878	United Bank of India	No
8.	Lilong (IW) Nagar Panchayat	Imphal West	12427	IDBI	No
9.	Andro Nagar Panchayat	Imphal East	8744	Canara Bank	No
10.	Lamshang Nagar Panchayat	Imphal West	8130	Allahabad Bank	No
11.	Oinam Nagar Panchayat	Bishnupur	7161	Bank of India	No

Roadmap for opening CBS Enabled Banking Outlet in villages having population more than 5000 without a bank branch of a scheduled commercial bank for the state of Manipur

As on 30.06.2019

Sl. No	Name of District	Name of Village with population >5000	Population	Bank Branch (Yes/No)- Name of Bank	Remarks	Allotted to Bank for opening of Branch duly approved in the	No of Brick & Mortar Br. To be opened (Jan-16 to	No of Brick & Mortar Br. To be opened (April-16 to Mar-
1	Senapati	Makhrelui	5,971	Yes	Village located in Senapati town having SBI, HDFC, CBI, UBI, UCO bank br.	N/R		April-16 to Mar-2017
2	Senapati	Tadubi	5,847	Yes	SBI Opened			
3	Senapati	Kalinamei	7,053	No		Bank of Baroda		April-16 to Mar-2017
4	Senapati	Punanamei	6,380	No	UBI CSP	SBI		April-16 to Mar-2017
5	Senapati	Shajouba	7,456	No		UCO		April-16 to Mar-2017
6	Senapati	Laii	5,518	No		Bank of India		April-16 to Mar-2017
7	Senapati	Liyai Khullen	7,153	No		Union Bank		April-16 to Mar-2017
8	Senapati	Tungjoy	5,988	No		Syndicate Bank		April-16 to Mar-2017
9	Senapati	Phuba Khuman	5,526	No		Canara Bank		April-16 to Mar-2017
10	Senapati	Purul Atongba	5,043	No		Bank of Maharashtra		April-16 to Mar-2017
11	Senapati	Purul Akutpa	6,168	No		Punjab National Bank		April-16 to Mar-2017
12	Churachandpur	Tuibong	8,085	Yes	SBI Opened			
13	Churachandpur	Bijang	5,020	No	SBI CSP	UBI		April-16 to Mar-2017

Sl. No	Name of District	Name of Village with population >5000	Population	Bank Branch (Yes/No)- Name of Bank	Remarks	Allotted to Bank for opening of Branch duly approved in the DCC/SLBC	No of Brick & Mortar Br. To be opened (Jan-16 to Mar-16)	No of Brick & Mortar Br. To be opened (April-16 to Mar-2017)
14	Churachandpur	Vengnuam	7,302	No	DCC Churachandpur confirmed that there are no banks within the boundary of the village.	Syndicate Bank		April-16 to Mar-2017
15	Bishnupur	Leimapokpam	8,120	No	MRB CSP	Allahabad Bank		April-16 to Mar-2017
16	Bishnupur	Ngaikhong Khullen	5,256	Yes	Village located in Bishnupur town having AXIS, SBI, UBI, UCO etc	N/R		April-16 to Mar-2017
17	Bishnupur	Kwakta (Pt)	10,735	No	UBI CSP	Axis Bank		April-16 to Mar-2017
18	Bishnupur	Kha Thingungei	10,107	No		Bank of India		April-16 to Mar-2017
19	Bishnupur	Thanga	14,316	No	UBI CSP	Central Bank of India		April-16 to Mar-2017
20	Bishnupur	Wangoo Ahallup	9,148	No	MRB CSP	HDFC		April-16 to Mar-2017
21	Thoubal	Maibam Konjil	5,696	No	SBI CSP	ICICI		April-16 to Mar-2017
22	Thoubal	Irong Chesaba	6,749	No	SBI CSP	HDFC		April-16 to Mar-2017
23	Thoubal	Leisangthem	6,118	No	SBI CSP	Indian Overseas Bank		April-16 to Mar-2017
24	Thoubal	Khekman	7,157	No	UBI CSP	Punjab & Sind Bank		April-16 to Mar-2017
25	Thoubal	Mojing	7,428	No	UBI CSP	Bank of Maharashtra		April-16 to Mar-2017
26	Thoubal	Khangabok	16,344	No	UBI CSP	Vijaya Bank		April-16 to Mar-2017
27	Thoubal	Sangaiyumpham	11,311	Yes	MRB opened	Manipur Rural Bank		April-16 to Mar-2017
28	Thoubal	Tentha	9,087	No	MRB CSP	Indusind Bank		April-16 to Mar-2017
29	Thoubal	Wangkhem	5,235	No	UBI CSP	Yes Bank		April-16 to Mar-2017
30	Thoubal	Heirok Part I (Pt)	9,574	No	MRB CSP	IDBI		April-16 to Mar-2017
31	Thoubal	Heirok Part II (Pt)	6,205	No	MRB CSP	Allahabad Bank		April-16 to Mar-2017
32	Kakching	Irengband	10,600	No	UBI CSP	Bank of Baroda		April-16 to Mar-2017
33	Kakching	Wabagai	8,578	No	UBI CSP	SBI		April-16 to Mar-2017

Sl. No	Name of District	Name of Village with population >5000	Population	Bank Branch (Yes/No)- Name of Bank	Remarks	Allotted to Bank for opening of Branch duly approved in the DCC/SLBC	No of Brick & Mortar Br. To be opened (Jan-16 to Mar-16)	No of Brick & Mortar Br. To be opened (April-16 to Mar-2017)
34	Kakching	Hiyanglam I	8,872	No	UBI CSP	Axis Bank		April-16 to Mar-2017
35	Kakching	Langmeidong	5,935	No	UBI CSP	UBI		April-16 to Mar-2017
36	Kakching	Arong Nongmaikhong	5,571	No	MRB CSP	Punjab & Sind Bank		April-16 to Mar-2017
37	Kakching	Wangoo	6,134	No	CSP MRB	Indian Overseas Bank		April-16 to Mar-2017
38	Imphal West	Kanglatongbi	7,152	Yes	PNB Opened	Punjab National Bank		April-16 to Mar-2017
39	Imphal West	Sekmai(Part)	5,162	Yes	SBI Opened			
40	Imphal West	Khurkhul	6,450	No	CBI CSP	Central Bank of India		April-16 to Mar-2017
41	Imphal West	Patsoi	5,358	Yes	BOB Opened			
42	Imphal East	Keirao Makting	5,319	No	PNB CSP	UBI		April-16 to Mar-2017
43	Imphal East	Tulihal	5,594	Yes	HDFC Yairipok Branch opened	Canara Bank		April-16 to Mar-2017
44	Imphal East	Yambem	5,705	No	SBI CSP	Union Bank		April-16 to Mar-2017
45	Imphal East	Changamdabi	6,419	No	SBI CSP	UCO Bank		April-16 to Mar-2017
46	Ukhrul	Hundung	10,785	No	UBI CSP	Vijaya Bank		April-16 to Mar-2017

VILLAGES YET TO HAVE CBS ENABLE BANKING OUTLET

Sl. No. from the above list	Village Name	District	Sl. No. from the above list	Village Name	District
3	Kalinamei	Senapati	9	Phuba Khuman	Senapati
5	Shajouba	Senapati	10	Purul Atongba	Senapati
6	Laii	Senapati	11	Purul Akutpa	Senapati
7	Liyai Khullen	Senapati	14	Vengnuam	Churachandpur
8	Tungjoy	Senapati	18	Kha Thinungei	Bishnupur

Provision for banking services through banking outlets or part-time banking outlets in the villages for the quarter June, 2019

Name of District	Total Village	Population Above 5000			Population between 2000-5000			Population Below 2000			Total	
		No. of villages	Covered by Branch/B C (CBS enabled banking outlet)	No of uncovered villages	No. of villages	Covered by Branch/B C (CBS enabled banking outlet)	No of uncovered villages	No. of villages	Covered by Branch/B C (CBS enabled banking outlet)	No of uncovered villages	No of covered villages	No of uncovered villages
Imphal West	107	4	4	0	36	36	0	67	67	0	107	0
Imphal East	141	4	4	0	42	42	0	95	95	0	141	0
Jiribam	50	0	0	0	2	2	0	48	48	0	50	0
Thoubal	61	11	11	0	21	21	0	29	29	0	61	0
Kakching	26	6	6	0	10	10	0	10	10	0	26	0
Bishnupur	48	6	6	0	20	20	0	22	22	0	48	0
Churachandpur	507	3	3	0	14	14	0	490	150	340	167	340
Pherzawl	89	0	0	0	2	2	0	87	31	56	33	56
Senapati	136	11	7	4	42	37	5	83	69	14	113	23
Kangpokpi	533	0	0	0	6	6	0	527	457	70	463	70
Tamenglong	117	0	0	0	3	3	0	114	81	33	84	33
Noney	57	0	0	0	4	4	0	53	52	1	56	1
Ukhrul	95	1	1	0	12	6	6	82	57	25	64	31
Kamjong	118	0	0	0	1	1	0	117	37	80	38	80
Chandel	267	0	0	0	1	1	0	266	141	125	142	125
Tengnoupal	163	0	0	0	1	1	0	162	131	31	132	31
Total	2515	46	42	4	217	206	11	2252	1477	775	1725	790

DCC/DLRC Meetings of Manipur held during the FY(2019-20) as on 31.03.2019

Sl. No.	District	Lead	Date of DCC Meeting				Dates of DLRC Meeting			
		Bank	1 st Qtr.	2 nd Qtr.	3 rd Qtr.	4 th Qtr.	1 st Qtr.	2 nd Qtr.	3 rd Qtr.	4 th Qtr.
1	Thoubal	S B I	31/08/2019				31/08/2019			
2	Kakching		20/09/2019				20/09/2019			
3	Chandel		23/09/2019				23/09/2019			
4	Churachandpur		13/09/2019				13/09/2019			
5	Pherwal		30/08/2019				30/08/2019			
6	Senapati		20/09/2019				20/09/2019			
7	Kangpokpi		23/09/2019				23/09/2019			
8	Imphal-West		Schedule on 04/10/2019				Schedule on 04/10/2019			
9	Imphal- East	U B I	Schedule on 07/10/2019				Schedule on 07/10/2019			
10	Jiribam		10/09/2019				10/09/2019			
11	Bishnupur		Schedule on 10/10/2019				Schedule on 10/10/2019			
12	Tengnoupal		Schedule on 10/10/2019				Schedule on 10/10/2019			
13	Tamenglong		18/09/2019				18/09/2019			
14	Noney		23/09/2019				23/09/2019			
15	Ukhrol		Schedule on 07/10/2019				Schedule on 07/10/2019			
16	Kamjong		Schedule on 09/10/2019				Schedule on 09/10/2019			

Annual Credit Plan Target for 2019-20

(Rs in Lakhs)

District	Agriculture				MSME				Education	Housing
	Farm Credit	AgI. Infra	Anci. Acti	Total	Micro	Small	Medium	Total		
ALB	408.50	162.40	34.25	605.15	366.05	146.25	200.00	712.30	65.45	420.85
BOB	531.50	107.75	46.00	685.25	485.25	276.25	200.00	961.50	92.45	384.80
BOI	494.25	307.50	68.00	869.75	424.25	208.25	0.00	632.50	61.20	366.40
BOM	250.00	2.00	5.00	257.00	60.00	50.00	0.00	110.00	8.00	40.00
CAN	415.00	172.00	40.00	627.00	357.00	203.00	0.00	560.00	40.00	350.00
CBI	1280.90	219.50	50.00	1550.40	599.05	269.25	200.00	1068.30	82.45	429.90
DEN	50.00	2.00	5.00	57.00	20.00	50.00	0.00	70.00	7.00	9.00
IDBI	262.00	14.00	11.00	287.00	254.00	106.00	0.00	360.00	32.00	170.00
IND	50.00	2.00	5.00	57.00	20.00	50.00	0.00	70.00	7.00	9.00
IOB	374.25	444.75	114.00	933.00	371.75	185.25	0.00	557.00	61.60	189.80
PNB	754.00	61.00	31.00	846.00	427.00	201.00	0.00	628.00	62.00	244.00
PSB	1060.00	29.00	41.00	1130.00	620.00	285.00	0.00	905.00	68.00	445.00
SBI	11713.85	9748.00	1344.25	22806.10	11470.60	5117.25	835.00	17422.85	1576.10	11080.60
SYN	250.00	2.00	5.00	257.00	70.00	50.00	0.00	120.00	10.00	48.00
UBI	7772.20	3228.40	784.25	11784.85	4377.60	2294.75	650.00	7322.35	570.25	3738.40
UCO	3968.25	455.25	118.00	4541.50	1102.00	404.25	220.00	1726.25	133.60	982.80
UNI	250.00	2.00	5.00	257.00	70.00	50.00	0.00	120.00	8.00	41.00
VJB	557.00	171.70	39.00	767.70	546.05	257.25	200.00	1003.30	99.50	676.85
PUBLIC TOTAL	30441.7	15131.25	2745.75	48318.70	21640.60	10203.75	2505.00	34349.35	2984.60	19626.40
AXIS	2110.25	1481.50	266.00	3857.75	1457.25	838.25	200.00	2495.50	249.20	1123.40
BAND	200.00	52.00	47.00	299.00	320.00	2050.00	0.00	2370.00	15.00	60.00
HDFC	1464.75	1412.35	184.00	3061.10	1011.05	546.50	200.00	1757.55	143.20	444.50
INDUS	100.00	2.00	5.00	107.00	70.00	50.00	0.00	120.00	9.00	46.00
NESFB	100.00	7.00	10.00	117.00	120.00	120.00	0.00	240.00	12.00	19.00
YES	100.00	2.00	6.00	108.00	110.00	50.00	0.00	160.00	17.00	82.00
ICICI	1230.00	1134.00	127.00	2491.00	524.00	216.00	200.00	940.00	78.00	272.00
Private Total	5305.00	4090.85	645.00	10040.85	3612.30	3870.75	600.00	8083.05	523.40	2046.90
MRB	3590.00	735.00	281.00	4606.00	1387.00	693.00	200.00	2280.00	184.00	570.00
RRB_TOL	3590.00	735.00	281.00	4606.00	1387.00	693.00	200.00	2280.00	184.00	570.00
IUCB	1118	31.00	51.00	1200.00	700.00	350.00	0.00	1050.00	108.00	412.00
MSCB	1679.5	369.10	98.00	2146.60	761.25	436.25	0.00	1197.50	113.00	463.00
MPCB	228	5.00	3.00	236.00	55.00	55.00	0.00	110.00	5.00	30.00
MWCB	100	2.00	5.00	107.00	40.00	50.00	0.00	90.00	7.00	27.00
CO-OP_TOL	3125.5	407.10	157.00	3689.60	1556.25	891.25	0.00	2447.50	233.00	932.00
GRAND_TOL	42462.2	20364.20	3828.75	66655.15	28196.15	15658.75	3305.00	47159.90	3925.00	23175.30

Annual Credit Plan Target for 2019-20 (Rs in Lakhs)											
Bank	Renewable Energy	Social Infrastructure	Others	Priority Sec. Total	Non- Priority	Grand Total	SHG Credit Linkage				JLG
							Deposit Link		Credit Link		
							Amt.	Amt.	Amt.	Amt.	Amt.
ALB	9.50	16.40	130.75	1960.40	605.75	2566.15	25	0.60	18	11.60	16
BOB	13.50	21.35	102.50	2261.35	770.75	3032.10	33	1.28	34	14.10	22
BOI	12.05	9.10	70.50	2021.50	505.00	2526.50	24	0.59	16	11.60	14
BOM	2.00	2.00	10.00	429.00	70.00	499.00	5	0.25	5	2.50	5
CAN	9.00	12.20	46.00	1644.20	652.00	2296.20	29	0.49	23	14.00	17
CBI	14.15	28.25	150.25	3323.70	784.10	4107.80	60	1.15	44	24.60	36
DEN	2.00	2.00	10.00	157.00	10.00	167.00	5	0.25	5	2.50	5
IDBI	4.00	4.00	19.00	876.00	273.00	1149.00	11	0.31	12	6.00	9
IND	2.00	2.00	10.00	157.00	11.00	168.00	5	0.25	5	2.50	5
IOB	14.50	15.35	138.25	1909.50	592.75	2502.25	17	0.52	35	33.37	13
PNB	8.00	8.00	43.00	1839.00	426.00	2265.00	18	0.38	14	9.50	12
PSB	7.00	7.00	70.00	2632.00	507.00	3139.00	25	0.45	16	11.50	15
SBI	290.25	416.90	3979.75	57572.55	26587.65	84160.20	268	7.08	249	156.15	213
SYN	2.00	2.00	10.00	449.00	85.00	534.00	5	0.25	5	2.50	5
UBI	153.25	139.50	759.00	24467.60	6887.50	31355.10	126	2.76	103	51.35	76
UCO	22.05	69.25	210.00	7685.45	1725.50	9410.95	86	1.81	88	61.60	51
UNI	2.00	2.00	10.00	440.00	72.00	512.00	5	0.25	5	2.50	5
VJB	11.50	28.40	183.00	2770.25	997.75	3768.00	27	1.02	26	13.10	23
Public Total	578.75	785.70	5952.00	112595.50	41562.75	154158.25	774	19.69	703	430.97	542
AXIS	38.05	39.70	213.50	8017.10	2657.00	10674.10	63	1.58	51	24.10	36
BAND	5.00	3.00	50.00	2802.00	99.00	2901.00	10	0.30	7	3.50	6
HDFC	50.15	28.25	178.00	5662.75	1659.00	7321.75	41	0.96	33	19.60	27
INDUS	2.00	2.00	10.00	296.00	80.00	376.00	10	0.50	10	5.00	10
NESFB	4.00	3.00	30.00	425.00	15.00	440.00	17	0.57	15	10.00	13
YES	2.00	2.00	10.00	381.00	144.00	525.00	5	0.25	5	2.50	5
ICICI	13.00	22.00	62.00	3878.00	627.00	4505.00	45	1.25	39	22.50	34
Private Total	114.20	99.95	553.50	21461.85	5281.00	26742.85	191	5.41	160	87.20	131
MRB	72.00	46.00	178.00	7936.00	1741.00	9677.00	155	3.15	136	97.05	102
RRB Total	72.00	46.00	178.00	7936.00	1741.00	9677.00	155	3.15	136	97.05	102
IUCB	12.00	13.00	79.00	2874.00	834.00	3708.00	45	1.46	38	24.50	28
MSCB	27.50	26.00	166.50	4140.10	1179.75	5319.85	59	0.94	44	24.60	40
MPCB	1.00	2.00	5.00	389.00	77.00	466.00	7	0.07	5	2.50	5
MWCB	2.00	2.00	10.00	245.00	48.00	293.00	5	0.25	5	2.50	5
Co-Op Total	42.50	43.00	260.50	7648.10	2138.75	9786.85	116	2.72	92	54.10	78
Grand Total	807.45	974.65	6944.00	149641.45	50723.50	200364.95	1236	30.97	1091	669.32	853

Bank-wise PMEGP Target for the FY 2019-20

(Rs in lakhs)

SL. NO	NAME OF BANK	NO. OF BRANCHES	KVIC		KVIB		DIC		Target	
			NO.	MARGIN	NO.	MARGIN	NO.	MARGIN	NO.	MARGIN
1	Allahabad Bank	4	12	14.36	21	25.13	27	32.31	60	71.79
2	Axis Bank	10	30	35.90	52	62.22	67	80.17	149	178.28
3	Bandhan Bank	2	6	7.18	10	11.97	14	16.75	30	35.90
4	Bank of Baroda	9	27	32.31	47	56.24	60	71.79	134	160.33
5	Bank of India	4	12	14.36	21	25.13	27	32.31	60	71.79
6	Bank of Maharashtra	1	3	3.59	5	5.98	6	7.18	14	16.75
7	Canara Bank	5	15	17.95	26	31.11	33	39.48	74	88.54
8	Central Bank of India	8	24	28.72	42	50.25	53	63.41	119	142.38
9	Dena Bank	1	3	3.59	5	5.98	7	8.38	15	17.95
10	HDFC	7	21	25.13	36	43.07	47	56.24	104	124.44
11	ICICI Bank	9	27	32.31	47	56.24	60	71.79	134	160.33
12	IDBI	2	6	7.18	10	11.97	13	15.55	29	34.70
13	Indian Bank	1	3	3.59	5	5.98	6	7.18	14	16.75
14	IndusInd	2	6	7.18	10	11.97	12	14.36	28	33.50
15	Indian Overseas Bank	3	9	10.77	16	19.14	20	23.93	45	53.84
16	Punjab National Bank	4	12	14.36	21	25.13	27	32.31	60	71.79
17	Punjab & Sind Bank	4	12	14.36	21	25.13	27	32.31	60	71.79
18	State Bank of India	45	133	159.45	233	278.87	301	360.28	667	798.61
19	United Bank of India	18	52	62.22	93	111.27	120	143.58	265	317.07
20	UCO	13	39	46.66	67	80.17	87	104.10	193	230.92
21	Syndicate Bank	1	3	3.59	5	5.98	6	7.18	14	16.75
22	Vijaya Bank	5	15	17.95	26	31.11	33	39.48	74	88.54
23	Union	1	3	3.59	5	5.98	6	7.18	14	16.75
24	Yes	1	3	3.59	5	5.98	6	7.18	14	16.75
25	NESFB	2	6	7.18	10	11.97	14	16.75	30	35.90
	TOTAL	162	482	577.03	839	1003.95	1079	1291.16	2400	2872.14

MINUTES OF THE 58th SLBC MEETING
FOR THE QUARTER ENDED MARCH, 2019 FOR MANIPUR
HELD ON 8th JULY, 2019 AT THE CONFERENCE HALL, MANIPUR
SECRETARIAT, IMPHAL

The SLBC meeting for the quarter ended March, 2019 was held on the 8th July, 2019 at the Conference Hall, Manipur Secretariat, Imphal. The meeting was chaired by Dr. J. Suresh Babu, the Chief Secretary, Govt. of Manipur & co-chaired by Shri. Sunil Kumar Tandon, Chief General Manager, State Bank of India, North East Circle, Guwahati and attended by Shri Rakesh Ranjan, Principal Secretary, Finance, Shri. E.Priyokumar Singh, IGP (AP/OP& Prev), Smt. Anna Arambam, Director/ Institutional Finance (DIF), Ms. Mary Tangpua, GM, RBI, Dr. KJ Satyasai, GM, NABARD, senior officials of the State Government, DCs/ADCs of the districts and senior officials from different Banks.

Shri. Lalkholun Hangshing, SLBC Convener, Manipur opened the meeting by welcoming all the dignitaries, members and participants present in the conference hall.

I. Adoption of the Minutes of the last SLBC meeting:

The SLBC Convener informed the house that minutes of last SLBC meeting held on 08.05.2019 was approved by the Chairman and accordingly, circulated to all members. However, there was a request by RBI for amendment in point numbers 3.4, 3.10, 5.2, 5.3 and 6.1, which he said has already been incorporated in the revised minutes. With no objections to the revised minutes from any of the members, the House adopted the same.

II. Discussion on Action Taken Report (ATR) of the Dec'18 quarter SLBC Meeting and Discussion thereon:

1. Banks to designate one Nodal Officer (NO) for coordination with State Government and SLBC Convener - The SLBC Convener informed the House that all banks have designated their Nodal Officers for the task and the list of NOs has been made available in the SLBC site: slbcne.nic.in. The chairman asked all the NOs to intimate any changes to the SLBC convener for necessary update of the same in the portal.

2. Clarification on Manipur Public Demand Recovery Act, 2003 - The SLBC Convener apprised the house that the issue had been under discussion with the LHO, Guwahati and a concrete response is awaited. The Co-chairman stated that it was in the interest of the banks and asked the banks to look into the matter. Further he added that in the absence of any Public Debt Recovery Act in the State, the banks will have to resort to a money suit which will be a very expensive route for the banks.

(Action point: SLBC and the Banks)

3. Progress in respect of RSETI Kakching & RSETI, Churachandpur

Kakching: Regarding opening of RSETI at Kakching District, DC Kakching stated that as the construction of RSETI required infrastructure, it will take time. However, temporary accommodations are available in ITI building, Municipality Corporation Office and some school buildings in the area. Assistant General Manager UBI, apprised the House that their Kakching Branch Manager had inspected the mentioned sites and a report had been forwarded to their controlling office. Further, a board meeting was being held on 08/07/2019. On query by the chairman, the AGM of UBI informed that RSETI at Kakching would be operational by next SLBC i.e June, 2019 Meeting.

(Action point: UBI)

Churachandpur: The SLBC convener informed the House that SBI was sponsoring a RSETI at Churachandpur District and suggested that other banks may explore the possibilities of opening RSETIs at Ukhrlul District as well.

On the question of cost of training in RSETI, Churachandpur, the Co-Chairman stated that the State Rural Livelihood Mission (SRLM) would bear the cost of training candidates along with food, lodging and boarding while the remaining cost had to be borne by the sponsoring bank.

4. Regular holding of DCC meeting: The SLBC convener informed the House that all districts except Ukhurul had conducted DCC/DLRC meeting for the quarter ended March, 2019. The DCC meeting for Ukhurul is scheduled to be held on 17/07/2019.

(Action point: LDM, Ukhurul and DC, Ukhurul)

5. UBI and SBI to open one ATM each at 6th Manipur Rifles and Police Station, Ukhurul: The SLBC Convener informed the House that SBI already has 3(Three) ATM booths in Ukhurul- one each at Assam Rifles Campus of Somsai, Police Reserve Line and Mini Secretariat. The AGM, UBI informed that besides the two ATMs at present in Ukhurul, they are planning to open another ATM in the district as provision has already been made in their budget.

(Action Point : UBI)

6. Finance Dept. to work out plan for providing electricity and water at the composite structures built at unbanked blocks: The Principal Secretary, Finance informed the house that a meeting was conducted along with C.E./PHED, MD/MSPDCL, Dir/Planning, and Project Director/MDS to review the electricity and water supply in the remaining 15 unbanked blocks.

Based on the report submitted by MDS that the composite structures are almost complete and are in the condition for banks to open branch shortly, the following 7(Seven) blocks were identified for taking up the electricity and water supply works on priority –

- (1) Kasom Khullen
- (2) Willong
- (3) Purul
- (4) Khoupum
- (5) Henglep
- (6) Vangai Range
- (7) Tipaimukh

The Chief Engineer, PHED informed the House that water supply system is available in Willong and Purul, and for the remaining 5 blocks, an estimate amount of Rs.17 lakh would be required for providing water at the composite structures.

The Principal Secretary, Finance assured to make provision for the amount and asked the Dept. to submit the estimate. He added that ICICI Bank has not shown any progress in opening of its branch at Henglep and that the Government is ready to provide the necessary infrastructure if the banks show some progress in the task.

(Action point: Chief Engineer, PHED and MSPDCL/ICICI Bank)

7. Punjab & Sind Bank to provide in-principal approval for opening branch at Kasom Khullen: On query of the Chairman on progress of the matter, the representative of Punjab & Sind Bank informed that they had sent a letter to their controlling office; however, they have not received any communication from their higher authorities. The chairman advised the bank to send a reminder to their controlling office and status to be conveyed before the next SLBC.

(Action point: Punjab & Sind Bank)

8. Security to banks at Saikot and Samulamlan:

Shri Elangbam Priyokumar, IGP (OPS&PREV) stated that security had already been provided at MSCB, Saikot and PNB, Samulamdan branches. He also requested all the banks to write to the Police Dept for timely security personnel arrangements upon completion of the composite structures in the future.

9. Head Office of Allahabad Bank to approve opening of branch at Purul:

The Chief Manager, Allahabad Bank informed that in-principal approval for opening the branch has been accorded by their Controlling Office. He further, informed that he has been advised to inspect and submit a latest report on the composite structure to the Head Office for further action. Regarding the status of the bank building and other amenities, the Principal Secretary, Finance informed the House that the building and the other related infrastructure in Purul is ready except the connection for water supply and electricity.
(Action point: Allahabad Bank, MSPDCL and PHED)

10. Finance Dept. and UBI to chalk out plan for opening Bank branch at Tousem:

The Assistant General Manager, UBI stated that the road condition and other transportation infrastructure in **Tousem** is not conducive for opening of new branches. He therefore, requested the concerned Govt. Dept. to ensure the proper infrastructure before opening of the branch in the area. The Chairman acknowledged that Tousem is the remotest sub-division in the State. However, since Government officials were also stationed and functioning in the area, the Bank can not cite bad road condition as the ground for not opening the branch.
(Action point: UBI)

11. Axis Bank to give in-principal approval for opening branch at Sangaikot:

The SLBC convenor informed that they had advised Axis Bank to provide action taken report (ATR) vide mail dated 30.05.2019 and reminders sent on 11.06.2019. However, Axis Bank had not given any response. Axis Bank was thus asked to respond with an ATR by the end of Aug, 2019.
(Action point: Axis Bank)

12. RBI to take up the matter with the Head Office of Canara Bank for non-approval of opening of branch at Andro: The Branch Manager, Canara Bank informed that a BC had already been appointed for the area instead of opening a branch. The Chairman, however, insisted on opening of a branch and further stated that it will not be of much difficulty to open a branch as it is in the valley region.

(Action point: Canara Bank)

III. CD Ratio & Growth during Quarter and Year to Year comparison:

The SLBC Convener apprised the House that they have achieved YoY growth of 6% in deposits and 27% in advances over the last year. The CD ratio stands at 57% which is a 10% increase from FY2017-18. The co-chairman reminded the banks that CD ratio is still below the 60% national benchmark and the banks should work harder so that it reaches the benchmark of 60%.

(Action point: All Banks)

IV. Opening of bank branches in unbanked blocks: The SLBC convenor informed the house that in regards to 27 unbanked blocks identified, new bank branches have been opened in 12 blocks as on 31st March, 2019 and 15 blocks are yet to have a bank branch.
(Action point: All Banks)

1. Chingai & Lunchung Maiphei TD Blocks: The General Manager, RBI apprised that SDOs are not stationed in these blocks and they are functioning from a convenient place. Water supply and electricity is also an issue in these blocks. Further added that if district administration is functional at the blocks water supply and electricity issues would be resolved. The Chairman advised DC Ukhrul to look into the matter.

(Action point: DC Ukhrul)

2. Phungyar TD Block: The General Manager, RBI informed that a joint inspection had been conducted at the proposed site by bank officials of CBI along with RBI official and LDM of the district. The building is almost completed except for some minor civil works.

The Chief Manager CBI apprised that the remaining works such as fixing of collapsible gate, certification of strong room construction, electric connection, VSAT connectivity etc. are required to be carried out. On the query from the Co-chairman regarding obtaining branch license, he informed that the bank is yet to receive approval from their higher authority.

The General Manager, RBI further clarified that as CBI is under PCA, the bank would require a letter from the State Government stating that the building is ready for occupancy. On the basis of the letter CBI may write to RBI, CO for approval regarding opening of bank branch in the said block.

(Action point: Central Bank of India and MDS)

3. Khoupum TD Block: The General Manager, RBI remarked that this is another block where approval for opening bank branch has already been given. The representative of UCO bank apprised that the roof of the proposed building has been blown off in a storm, and DC, Noney had submitted an estimate to Govt. for repairing works. He further added that bank will start the process of opening the branch once the building is handed over to the bank.

(Action point: UCO Bank, DC, Noney and Planning Department)

4. Henglep TD Block: The Co-chairman remarked that ICICI was not available to provide an update in this matter, and added that it is not acceptable for banks failing to send representatives in such important meeting of the State.

(Action point: ICICI Bank)

V. Opening of bank branches at Unbanked Urban Local Bodies:

1. Kwakta: The representative of Bank of Maharashtra informed that at present, there is no plan of opening new branches in NE Region as informed by their Head Office. However, they have forwarded another letter to their higher authorities in this regard. The Chairman advised that the Bank should not have any issue in opening a branch as the area, being in the valley region, has potential for good business.

(Action point: BOM)

2. Lamlai: The SLBC Convener informed the House that a 'Brick and Mortar' branch of Manipur Rural Bank had been opened in Lamlai Municipal Council. Further, YES bank informed that they would conduct specific account opening and financial literacy drives in this location to ensure the benefits of financial inclusion reach out to the unbanked customers.

(Action point: YES Bank)

3. Thongkhong Laxmi NP: The AGM, UBI stated that they had already completed survey and recommendations were sent to regional office, and awaiting for response. The Co-chairman informed the house that the last communication took place on September, 2018. Since then, there has been no further communication. He advised UBI to pursue the matter with the regional office.

(Action point: UBI)

4. Lamshang Nagar Panchayat: The Chief Manager, Allahabad Bank apprised that considering the population of 8130 at Lamshang, their Zonal Office had written to Head Office on 24/05/2019 proposing to open a BC outlet. Their Head Office had accorded permission for opening a CSP.

(Action point: Allahabad Bank)

VI. Status report of giving loans to fish farmers: The SLBC Convener apprised the House that the data presented was of 31st May 2019 and SBI had, on 6th July 2019, sanctioned 102 applications. The Managing Director, MSCB presented the latest status for MSCB – against their target of 302, 309 applications were received and 199 applications amounting to Rs.4.5 crore had been sanctioned. Out of this, 179 applications amounting to Rs 3.9 crore had been released. The Chairman appealed to the House that fishery loan, being a flagship programme of the State Government, the banks should take the matter seriously and dispose off pending applications within a month after the acceptance of the application by the banks. The progress of the banks in this regard is poor except for MSCB. The banks should strive to complete their allocated target of 2871 at the earliest as the 2nd phase which will include the left out areas & hilly regions too, is to be started soon.

(Action point: All banks)

VII. Doubling Farmers' Income by 2022: The SLBC Convener apprised that the Director, Agriculture informed that a strategy was published in 2017 wherein convergence of different Departments (Agriculture, Horticulture, Veterinary etc) and skill development training were emphasized. When Agriculture Department asked from other Departments for convergence, they did not respond and hence, the Agriculture Department had decided to go alone. Integrated farming would be emphasized under this programme. In this, two villages in each of the valley districts would be selected for doing this. Genuine and eligible farmers would be selected and forwarded to Banks for financing.

(Action point: Director Agriculture)

VIII. Inclusion of Financial Education in School Curriculum: The Chairman opined that the process of changing syllabus in School Curriculum is very lengthy and that since the process has been initiated, it will take some time for actual implementation in the school syllabus. He suggested that for providing banking literacy, small booklets can be distributed in the school in the form of non-compulsory subject. However, the General Manager, RBI advised that financial literacy needs to be a part of the school curriculum in the State in line with other State Boards/CBSE.

(Action point: Education (S) Dept.)

IX. Miscellaneous:

1. Approval of PMEGP target for 2019-20: The SLBC Convener proposed for the approval of the PMEGP target for the FY2019-20. The Chairman enquired if there were any comments from the members present. The House unanimously adopted the PMEGP target for 2019-20.

2. Inclusion of concerned Bank Branch Official in the selection process of PMEGP: The Director, Trade, Commerce & Industries apprised that most of the bank branch officials are a part of the district level task force. He further assured that in case any of the officials are not included, they will be informed and included in the task force.

(Action point: Director, Trade, Commerce & Industries)

3. Bifurcation of PMEGP target of SBI, Thanlon branch to HDFC and Axis Bank, Churachandpur branch: The Chairman questioned about the practical feasibility of branches in Churachandpur serving the customer of Pherzwal. He was of the opinion that reduction in the target of Pherzwal and allotting to Churachandpur might not serve the purpose. The GM, RBI advised that the target should not be reduced, as the main objective is to give more focus to backward area.

The Chairman advised that if the issue is of service area, Vangai Range is easily accessible from Jiribam and UBI, Jiribam should cater to the target portion of Vangai range without affecting the target of Pherzwal District.

(Action point: SBI, UBI, HDFC & AXIS)

4. Opening of a Nationalized Bank Branch and ATM at Thanga: SLBC Convener informed the House that the proposal had been in the pipeline since 2017 as requested by the MLA of Thanga Assembly Constituency and it has been put up in the House for proper deliberation. The Director, Institutional Finance advised that as decided in the SLBC for the road map for village above 5000 population, Thanga had been allotted to CBI. For quite some time the process had been pending with CBI. DIF advised CBI bank to respond for any development regarding opening of bank branch in Thanga.

(Action point: DIF & CBI)

5. NULM: The Chairman expressed his surprise to know that loan applications are pending since 2015-16 and that, not a single loan had been sanctioned under the scheme. He advised MAHUD Department to send a copy of the list to all the banks. He further added that it should be an agenda in the next SLBC. The Co-chairman had advised all banks to submit a status report.

(Action point: SLBC Convenor, All Banks & MAHUD Department)

6. PMAY: The Regional Chief, HUDCO stated that the banks have failed to upload data in the portal for the loans sanctioned under PMAY. He therefore asked them to give a demonstration in the next SLBC meeting. The Chairman has advised to include "PMAY Performance by HUDCO" as an agenda in the next SLBC meeting.

(Action point: SLBC Convenor & HUDCO)

The meeting concluded with a vote of thanks by Shri Susanta Sahoo, DGM, SLBC SBI, Northeast Circle.

ANNEXURE

List of invitees present in the 58th SLBC meeting for the quarter ended March'19 held on 08.07.2019 at the Conference Hall of Manipur Secretariat, South Block, Imphal

A. STATE AND CENTRAL GOVT. OFFICIAL

SI no	Name	Designation/ Office/ Department
1	Dr. J. Suresh Babu, IAS	Chief Secretary, GoM
2	M. H. Khan	Additional Chief Secretary, Fishery
3	Shri. Rakesh Ranjan, IAS	Principal Secretary, Finance
4	Shri. E. Priyokumar Singh	IGP(AP/OPS &PREV)
5	Ms. Teresa Tangpua	AC to DC, Thoubal
6	Shri. Neilenthang Teliem, IAS	DC Kaaching
7	Smt. Lalithanbigai K, IAS	DC Kangpokpi
8	Shri. Somorjit Salam	DC Senapati
9	Dr. Rangitabali Waikhom	DC, Imphal East
10	Shri. N Praveen Singh, IAS	DC Imphal West
11	Shri Krishna Kumar	DC, Chandel
12	Shri. O Poireinganba	SDC/DC Noney
13	Shri. L Thomson	SDC/DC Pherzawl
14	Shri. Kajaigai Gangmei	ADC/ DC Ukhrul
15	Shri. Bhungba M	AC to DC, Jiribam
16	Shri. Ginmuan Ngaihte	AC to DC, Churachandpur
17	Shri. M Kapajit Singh	I/C/ Bishnupur
18	Shri. L. Kiran Kumar	ADC/ DC Tamenglong
19	Smt. Anna Arambam	Director, IF
20	Smt. A Bidiarani A	Director, Fisheries
21	Shri. Yasser Khan	Jt. Director, MAHUD
22	Shri. Hanidul Haque	A.D (T), Sericulture.
23	Shri C. Arthur W	Director (Trade, Commerce & Industries)
24	Shri. Rojendran N	CFO Education (S)
25	Shri. Rojit Irom	Asst. Commandant, IGP (OPS)
26	Shri. Peter Salam	Dy. Secy., Commerce & Industries
27	Shri Xavier Longmei	Joint Director, Education
28	Shri. R Rang Peter	Joint Secy. H & SC
29	Smt G Ganguilu	Dy. Secy (SW)
30.	Shri. Kh. Dilip Singh	Joint Director, Com & Ind
31	Ph. Khangmeidun	CEO MKVIB
32	Shri. S.Priyokumar Singh	AGM, BSNL
33	Shri. N. Ibomcha Singh	AGM, BSNL
34	Shri. CH Ajit Singh	Director, Treasuries
35	Shri RK Dhirensana Singh	Asst. Director, Eco & Stats
36	Shri. L. Jogendra Singh	Asst. Director, IF
37	Shri. M. Nando Singh	Dy. Secy
38	Shri. Ch Ningthouba Meetei	A. O, RD & PR
39	Shri. Thangbiakhan	CFO, TA & Hills
40	Smt. Joyce Lalremmawi	SP, CID CB

41	Shri. H. Homendro Singh	A.R.O, Planning
42	Shri KH Rajen	SIO NIC- Manipur
43	Smt. Sendme Siranao	DEM (S), HUDCO
44	Dr. Sanaton Deka	Regional Chief, HUDCO
45	Smt. L. Lindali Chanu	F.I, Fishery Department
46	Shri Khamsing Ahim	Addl. Director, Fisheries.
47	Shri Kh. Hera Singh	Project Coordinator, KVK Imphal West
48	Shri. H Sunil	CE PHED
49	Shri. N. Subhas	Addl. CE PWD
50	Shri. T. N. Singh	Asst. Director, MSME
51	Shri. M. Kiran Kumar Singh	Adl. Director, Dept. Of Hort & SC
52	Shri. S. Rupkumar Singh	MDS

B. RESERVE BANK OF INDIA AND NABARD

Sl. No.	Name	Designation/ Office/ Department
1.	Ms. Mary Tangpua	General Manager, RBI
2.	DR. K.J. Satyasai	General Manager, NABARD
3.	Dr. R. Ravi Babu	DGM, NABARD
4.	Shri. C.M. Samuel	AGM, RBI, Imphal

C. COMMERCIAL BANKs, RRBs, CO-OPERATIVE BANKs AND OTHER FINANCIAL PUBLIC SECTOR INSTITUTION'S OFFICIALS

Sl. No.	Name	Designation/ Office/ Department
1	Shri. Subhasish Roy	Regional Head, IDBI
2	Shri. Samarendu Samat	Chairman, MRB
3	Shri. A. Subhash	Managing Director MSCB
4	Shri. R.N. Samanta	AGM, UBI
5	Shri. Kh Rajen Singh	CEO, MPCB
6	Shri. R. C. Sethi	AGM, Union Bank
7	Shri. Ashok Kumar Mohapatra	AGM, Indian Overseas Bank
8	Shri. L Angonba Singh	Dy. G.M MSCB Ltd
9	Shri. Ashutosh Gupta	Chief Manager, Allahabad Bank
10	Shri Halayndh kumar	Chief Manager, CBI
11	Shri. Dn Mishra	Chief Manager, Allahabad Bank
12	Shri. L. Neihisial	Chief Manager, UCO
13	Shri. Kh. Raghmani Singh	Chief Manager (Adm), MRB
14	Smt. Rinchiuphi Ragui	LDM, Imphal East & Tengnoupal
15	Shri. Khaling Themson	LDM, Ukhrul & Kamjong
16	Shri. M. Premchandra Singh	LDM, Jiribam & Tamenglong
17	Shri. Y. Ibochou Singh	LDM, Bishnupur & Noney
18	Shri. Roshan Kamei	Senior Manager, NESFB
19	Shri. H. Bivekananda Singh	SBM, BOI
20	Smt. H. Avila	Branch Manager, Dena Bank
21	Shri. N. Parabat Singh	DUP & Branch Head, Axis Bank
22	Shri. Birjit Laikangbam	Branch Manager, Yes Bank

23	Shri. R Ezekiel Poumei	Manager, Indian Bank
24	Ng Hungyo	Manager , Canara Bank
25	Shri. R.S. Shimrayngayung	Manager, IOB
26	Smt. Charmila Shaiza	Manager, PSB
27	Shri. Rameichan	Officer, PSB
28	Smt. Moirangthem Rishila	Branch Manager, Bank of Maharashtra
29	Shri. Bikram Ksh	Branch Manager, Bandhan Bank
30	Shri. Krishnendu Mondal	Cluster Head, Bandhan Bank
31	Shri. G. Ramkumar Sharma	Asst. Manager, SIDBI
32	Shri Chourajit TH	Asst. Manager, NEDFI
33	Shri. W Horan	Manager, IDBI
34	Shri. Heirom Suraj Meetei	Sr. Manager, Union Bank of India
35	Shri. Pf. Ashuli	Agri. Officer, Vijaya Bank
36	Shri Goutam Wangkhem	Cluster Branch Manager, Indusind
37	Shri. Kungminlian Shoute	Asst. Manager, Syndicate Bank
38	Smt. M. Rita Devi	Asst. MWCB

D. CONVENER BANK OFFICIALS

Sl. No.	Name	Designation/ Office/ Department
1.	Shri. Sunil Kumar Tandon	CGM, NE CIRCLE, LHO, Guwahati
2	Shri Susanta Sahoo	DGM SLBC, LHO, Guwahati
3	Shri. Mihir Das	AGM,SLBC, LHO, Guwahati
4	Shri Lalkholun Hangshing	SLBC Convener
5	Shri. Girindra Sarma	AGM, Imphal Branch, SBI
6	Shri Y. Nirmol Singh	Chief Manager
7	Shri L. Kipgen	Chief Manager
8	Shri N. Nimai Singh	LDM, CCpur, Chandel, Thoubal, Kakching, Phz
9	Shri. Angom Sanjeev	CM, Credit, SBI
10	Shri. Naorem Rajen Singh	CM, CS&CM, SBI
11	Shri. T. Haokip	CM, NPA & AUCA Recovery
12	Shri. Haojakhup Kipgen	LDM, Kangpokpi
13	Shri. Hrailu Hriinii Poumai	LDM, Imphal West
14	Shri. Sothang Haokip	LDM, Pherzwal
15	Shri. Hubert S.Z Khubong	LDM, Thoubal
16	Shri. L.S. Peter Mao	LDM Senapati
17	Shri. Rakhesh Saikhom	Asst. LBO, SBI, Imphal West
18	Shri. Naorem Columbus Singh	Asst. LBO, SBI, Imphal West